

P E R C

West Virginia People's Election Reform Coalition *1998 Election Cycle Report*

Sponsored by:

*Common Cause West Virginia
Ohio Valley Environmental Coalition
West Virginia Citizen Research Group
West Virginia Citizen Action Group*

Foreword

PERC-WV believes that campaign finance reform is the reform that makes all other reforms become possible. Building a database of special interest contributions to legislative candidates sheds light on the state of democracy in West Virginia. For the past three years, PERC-WV has assembled a database that enables interested parties to contrast and compare special interest influences in the 1996 and 1998 election cycles.

Only 4/10ths of 1 percent of all West Virginians donated to legislative campaigns in 1998, yet the increase in contributions to legislators outpaced the cost of living index by a factor of ten. This report attempts to detail the more than \$5.2 million donated to legislative candidates in 1998.

Utilizing PERC-WV data, media and government watchdog groups have accurately predicted trends in the state legislature. For instance, shortly after the 1998 primary election, PERC-WV revealed a large increase in contributions from gambling interests. That trend in giving continued throughout the 1998 general election. The 1999 West Virginia Legislature passed the "Coin Drop" and the "Greenbrier Casino" Bills which greatly increased gambling opportunities in the state. The 1999 Legislature also failed to regulate "Grey Machines" widely used for illegal gambling.

Analysis of 1996 campaign contributions revealed that very significant amounts of coal donations were received by the governor and legislative leaders. In following sessions, the Legislature passed several "coal friendly" bills including one that made mountaintop removal permits easier and cheaper to obtain.

PERC-WV's analysis also revealed an unprecedented amount of campaign contributions from one officeholder to another. This was particularly the case with legislative candidates for the office of Speaker of the House.

PERC-WV has focused its attention on campaign contributions rather than campaign expenditures. Perhaps one of the most significant trends observed over the last two election cycles is the increase in surplus funds carried over from previous election campaigns. These ever-increasing 'war chests' available for the next election are one more advantage of the incumbency.

As this report goes to press, PERC-WV begins its work on creating the 2000 election cycle database. This database will also include winners of the gubernatorial primaries.

The PERC-WV Database Management Team
Linda Mallet, Norman Steenstra, Gary Zuckett
July 2000

Acknowledgements and Credits

The compilation of the PERC-WV database and the preparation of this report would not have been possible without the generous support and contribution from our funders and scores of individuals, too numerous to name. These folks are a tribute to volunteerism in our Mountain State:

Funders and In-Kind Support

The Deer Creek Foundation
The Piper Fund
The National Institute on Money in State Politics
The Affiliated Construction Trades Foundation
Democracy South
The Charleston Gazette
Ohio Valley Environmental Coalition
West Virginia Citizen Action Group
WV Common Cause

Individuals

Greg Anthony
Jeremy Anthony
Julie Archer
Aaron Bady
Dianne Bady
Tim Dent
Janet Fout
Don Garvin
Chris Green
Ken Hechler & Staff
Dorothy Henry
Don MacNaughton
Bob McDonald
Conni McMorris
Chuck Merritt
Terry Messinger
Paul Nyden
Denise Poole
Richie Robb
Zachary Steenstra
Vivian Stockman
Hal Weber
John Welbourn
Steve White
Mike Withers
Chuck Wyrostock
Frank Young

Table of Contents

The WV People's Election Reform Coalition

Overview & Methodology

Key to Reading Legislators' Pages

Candidate Accuracy

Reflections and Recommendations

Issues for 2000

Contribution Comparison Graphs, Tables and Charts

Legislators' Relative Rankings, Senate and House

Candidates Receiving Highest Amounts From Select Special Interest Groups

Defining Special Interest Blocks

Legislators' Individual Summary Pages

Index

The WV People's Election Reform Coalition

The West Virginia People's Election Reform Coalition (PERC-WV) is a non-partisan coalition made up of labor organizations, good government advocates, environmental groups and others, which work together to raise awareness of the need for campaign finance reform. PERC-WV members include current political officeholders and candidates from the Republican, Democratic and Libertarian parties. PERC-WV's "parent groups" (which organize and commit resources) are the Ohio Valley Environmental Coalition, the WV Citizen Research Group, Common Cause/WV and the WV Citizen Action Group.

People across the political spectrum agree that **special interest money dominates West Virginia politics, affecting everyone's issues.** By focusing attention on the source of this campaign cash, PERC-WV encourages change which can help alter the balance of power from special interests to the public interest.

PERC-WV's primary mission is to focus on how special interest money is impacting our democratic institutions in West Virginia. By maintaining a database of special interest contributions to political campaigns, tracking significant bills in the legislature, and issuing reports on our research, PERC-WV aims to educate the public on the significant influence that special interest money plays in West Virginia politics. PERC-WV underscores problems and proposes solutions based on its research.

In a democracy, every person should have an equal right to participate—regardless of race, color, creed, gender or economic status. Yet, under our current campaign finance system, it is increasingly difficult for an ordinary citizen to be successfully involved in politics, either to be elected to public office or to be heard above moneyed special interests that bankroll election campaigns. As a result, many issues essential to the public good take a back seat to issues important to big donors.

A growing public sentiment exists that money buys political access and shapes public policy—that the ideal of "one person, one vote" is being supplanted by the tenet of "one dollar, one vote." Past studies have documented the amount of money spent and its importance in winning elections. Accessible documentation of the **sources** of these campaign contributions in West Virginia elections did not exist before PERC-WV's first election cycle report in 1996. With PERC-WV's analysis of the 1998 data, West Virginians can now compare two consecutive election cycles. PERC-WV's database provides quantitative information that allows citizens to draw their own conclusions.

Overview and Methodology

This report's purpose is to provide West Virginians with a quantitative summary of campaign donations made in the 1998 election cycle to members of the state legislature. Unlike the PERC 1996 Report that examined general election legislative winners, the PERC 1998 Report analyses **all** legislative candidates who ran in the general election, including those appointed by parties and independent candidates. The report attempts to identify the type of donation, origin, and the special interest category of the contributions. The raw data upon which this report is based was obtained from the candidates' own campaign reports filed with the Secretary of State's Office.

Each successful candidate filed at least four and sometimes as many as six election reports with the Secretary of State. Therefore, PERC-WV examined more than 800 reports and developed a database containing more than 18,000 contributions.

The process of identifying a donor's special interest is called "fingerprinting." A variety of resources were employed in determining these special interest relationships. The extensive 1996 PERC-WV database was the foundation of this report's "fingerprinting" process. In our 1996 report, PERC-WV identified more than 86% of all contributions to legislators.

Building on the 1996 work, a review of professional rosters, phone books and direct contacts with the candidates further reduced the number of unidentified donors. Forty-five volunteers covering every state Senate District helped identify 1998 contributions. These efforts "fingerprinted" 93% of all contributions to legislative candidates running in the general election.

Identified contributions were divided into 33 special interest groups. In addition, four "special interest blocks" were developed to further depict a broader influence. It is important to note that these special interest categories are somewhat subjective. Donors of \$250 or more must be identified by name, address, occupation and employer, however, state election law requires only the names of donors contributing less than \$250.

Reporting candidates listed the occupation of their donors in a variety of ways. Some were very specific, listing not only the name of the employer, but also the industry represented. Others listed very generic terms such as "businessman," "housewife" or "retired." Still others ignored the occupation requirement altogether.

PERC-WV researchers discovered a wide variety of generic terms used to identify contributors. Sometimes, candidates were simply careless or ignorant about either the donor's occupation or the law. However, in a significant number of cases, the terms "housewife" or "businessman" described donors active in major special interests. This was particularly true with contributors from the gambling/amusement and the coal industries.

Key to Reading Legislators' Pages

Every state legislator elected in 1998 has a page within this report. Each is identified by name and district. Legislators are listed alphabetically within their House or Senate groups. When a legislator had an opponent, data about the opponent appears on the legislator's page. Opponent's data comparing candidates in several of the multi-seat House races are detailed in this report's index.

Readers may compare both the **number** and **percentage of votes** the legislator received, versus the number and percentage of votes cast for the losing opponent. Unopposed legislators may have percentages of less than 100 percent, because of multi-seat districts where voters elect more than one representative.

The **reported beginning balances** legislators had in their campaign chests is noted. This money, if not zero, is money leftover from previous campaigns. **Total contributions** are funds available to a candidate during the 1998 election cycle. PERC-WV also identifies the percentage of **total contributions** raised during the Primary

Election. The legislators' reported **total expenditures** are listed, as well as their campaigns' **reported ending balances**. The expenditures cited are those reported by the candidates on their reports submitted to the Secretary of State's office. PERC-WV did not audit the reporting of expenditures.

PERC-WV's data allows the reader to compare the amount of **money raised per vote** and the amount of **money spent per vote** by winning and losing candidates.

Each page lists, by amount and percentage, a legislator's **total contributions of less than \$100** and **total contributions of greater than \$500**. Individual contributions less than \$100 tend to come from the "grassroots" or the "average" citizen. Individual contributions greater than \$500 tend to come from donors representing well-funded special interest blocks.

The **amount of total identified contributions** rarely adds up to 100 percent, because PERC-WV was not always able to identify the source of every contribution to each politician. The **pie chart** on each page breaks down the relative percentage of all identified contributions legislators received from various special interest groups. In other words, the contribution percentages assigned to the various special interest categories are based on **total contributions identified** and not the total amount of contributions.

Each page lists the percentage of the legislator's campaign contributions from four special interest blocks. Certain special interest contributors are in more than one special interest block, so the numbers may exceed 100 percent.

Candidate Accuracy

PERC-WV examined 196 individual candidate files in the 1998 General election. Candidates submitted an average of 4.3 periodic campaign reports each. The quality and accuracy of the more than 800 reports audited by PERC-WV varied from complete and accurate reporting to utter chaos and disregard for the laws of mathematics and state elections.

The PERC-WV audit of campaign reports of candidates on the 1998 General election revealed:

- 417 cases of non-disclosure of major donor (over \$250) contributions. These non-disclosures consisted primarily of failure to identify occupation and employer, reporting required by law.
- 107 errors in reporting PAC contributions or fundraising events.
- 62 serious math errors significantly affecting total contributions.
- 15 possible corporate donations (donations from corporations are illegal).
- 4 anonymous donations (also illegal).
- 45 attempts to obscure the identification of a donor's special interest, the great majority of which were gambling interests.

Reflections and Recommendations

Now that PERC-WV has analyzed two complete election cycles, several issues need to be reassessed. Some of our concerns outlined in the 1996 report have improved others are unchanged. Below are our concerns brought forward with comparisons to 1996:

1996 Suggestion: Increase funding for Secretary of State's office in order to more closely monitor campaign filings. (See candidate accuracy on previous page)

Action to date: None. The election division is still under-funded which negatively affects monitoring of election filings. This is a critical need during this period of increasing 'campaign inflation.'

Recommendation for 2000: Adequately fund Secretary of State's Division of Elections to ensure effective oversight.

1996 Suggestion: Require electronic filing of reports by candidates who raise more than \$5,000.

Action to date: Improved. The Election Division is now posting candidate's financial reports on its web page. This has increased public access immensely. However, this is a tedious and time-consuming task for Election Division staff, which could be eliminated by electronic filing.

Recommendation for 2000: Electronic filing is still needed to streamline the filing and oversight of Campaign Finance Reports.

1996 Suggestion: Prohibit 'co-mingling' (committee to committee transfer) of campaign contributions.

Action to Date: Improved. Because of PERC-WV and media attention, the practice of candidates giving their campaign money to other candidates was closely scrutinized. It was discovered that there was already a law against this practice but it was not enforced. The legislators quickly "fixed the problem" of past non-compliance and now the only time candidates may transfer monies from their campaign to another is after the general election, when the law allows such 'excess' funds to be liquidated. Candidates now better understand the statutory limitations on disbursement of campaign funds.

Recommendation for 2000: Attention needs to be brought upon the increasing practice of candidates donating personal funds to other candidates. This practice, though legal, increased 50% from '96 to \$139,000 in 1998.

1996 Suggestion: Regulate contributions to the governor's Inaugural Committee to mirror regulations to political campaigns. Contributions to the new governor's Inaugural were unlimited and nothing in code covered the fate of any excess funds after the party was over.

Action to Date: Improved. Inaugural Committees now have a \$5,000 contribution limit and disbursement of excess funds is now similar to those for campaigns. However, corporations, which are not allowed to contribute to elections, may still ante up to the limit in order to curry favor with a newly seated governor.

Recommendation for 2000: Eliminate corporate donations to Inaugurals and limit other donations to the same \$1,000 ceiling as political campaigns.

Issues for 2000

The deeper one looks into the money chase that has become our electoral process, the more one finds the need to reform. Here are some new suggestions for 2000:

Concern: After candidates are elected, lobbyists begin the flow of money and perks to our lawmakers. How much money is being spent by special interests to influence our laws? Lobbyists have to report direct contributions and 'entertainment' given to candidates, but full disclosure by their employers on how much they are paid to wine and dine our representatives would give us the big picture. Other states, such as Maryland, require this, why not West Virginia?

Recommendation: Full disclosure of lobbying activities including compensation paid to lobbyists.

An Innovative Solution

Small improvements have led to progress in the effort to clean up election financing in West Virginia. However, more is needed. Decades could be spent passing incremental reforms seeking to patch up a fundamentally flawed system. With campaign inflation far outpacing economic inflation and candidates breaking spending records with every election cycle, something new must be put in place soon before political office is priced totally out of reach of the vast majority of our citizens.

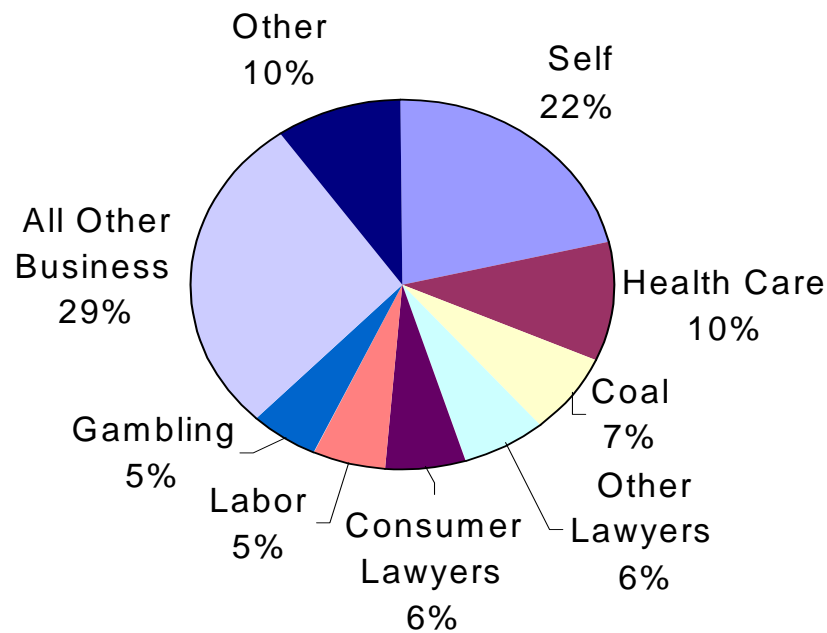
It's time for a comprehensive approach to campaign finance reform, which will fundamentally improve and preserve our democratic electoral process. Public financing of elections has now been approved by the voters or legislators of four states - Maine, Vermont, Arizona and New Mexico. It is now on the drawing boards in several additional states.

This 'Clean Money' approach establishes an alternative to the special interest funding of political campaigns. Candidates qualify for public funding by agreeing not to accept any private or special interest money and demonstrating public support by collecting a certain amount of signatures along with \$5 contributions, which go to the state's public campaign fund. Cost estimates average about \$3-5 per voter per election cycle.

Many feel this public investment in electing our representatives will actually save state money by making it easier for lawmakers to eliminate unneeded tax breaks and other 'favors' to those same special interests which at present have a virtual monopoly on the financing of their elections.

In 2000 and beyond, PERC-WV will establish a public education campaign to bring the 'Clean Money' solution to the attention of West Virginia's voters and lawmakers. It's a solution whose time has come.

Special Interest Contributions to Legislative Candidates



All Other Business includes the following special interest groups: Drug Companies, Insurance, Banking and Finance, Electric Power, Railroad, Real Estate and Construction, Oil and Gas, Timber, Chemicals and Manufacturing, Solid Waste, Tobacco, Beverage, Agriculture, Transportation, Communications, Tourism, Other Business, and Business Lobbyists.

Other includes: Education, Environment, Political Parties, Other Candidates, Social Issues, Religion, and Public Employees.

COMPARISON OF CONTRIBUTIONS & EXPENDITURES '96 -'98

Average Winning Senate Campaign

	1996	1998	% Increase
Contributions	\$51,159	\$93,989	84%
Expenditures	\$42,700	\$82,545	93%

Average Winning House Campaign

	1996	1998	% Increase
Contributions	\$17,486	\$23,142	32%
Expenditures	\$15,059	\$17,039	13%

SELECT SPECIAL INTEREST CONTRIBUTIONS TO WINNERS

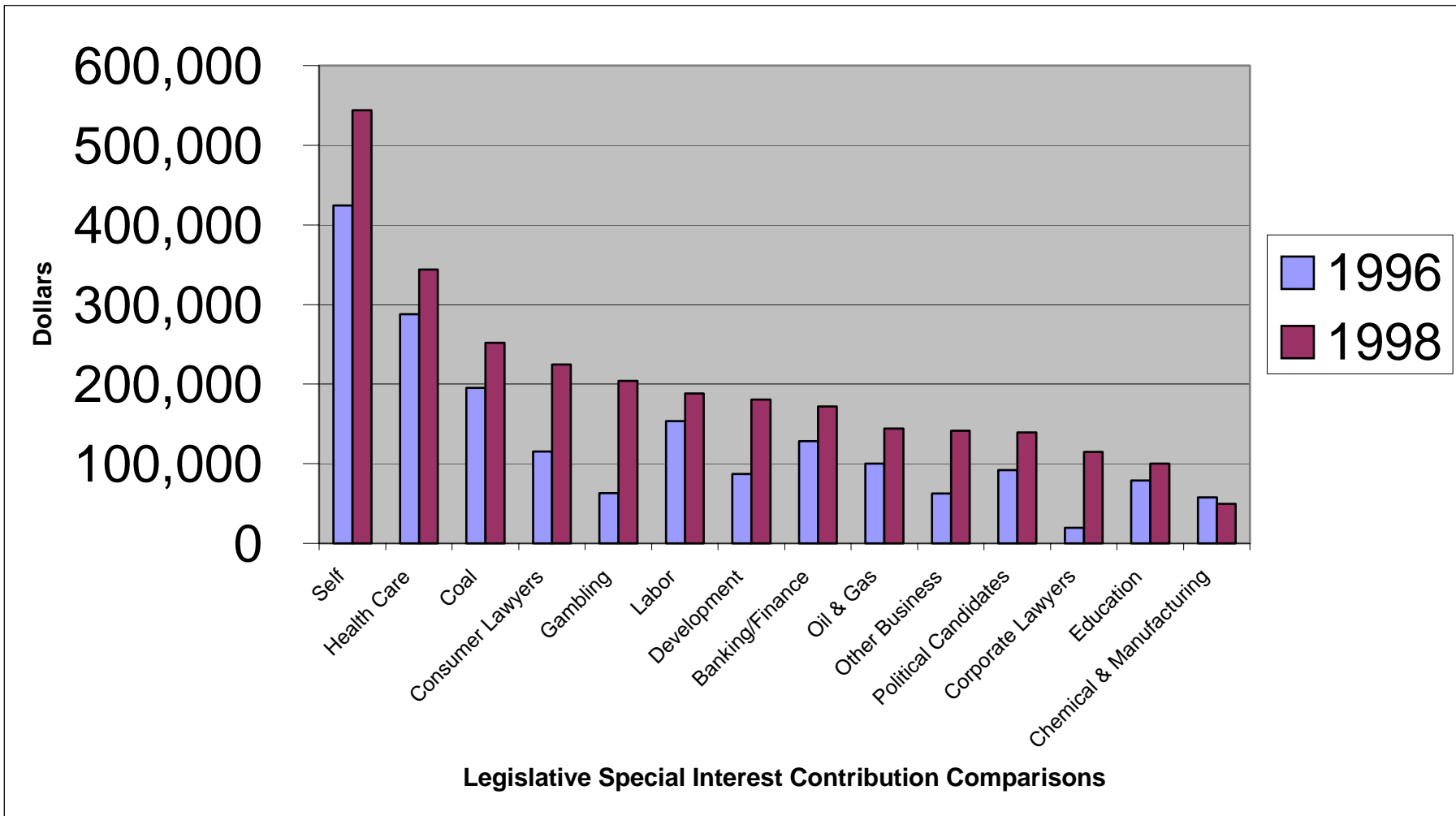
	1996	1998	% Increase
Coal	195,350	251,806	29%
Gambling	63,125	204,185	223%
Tobacco	2,225	20,695	830%
Total Special Interest Contributions	\$2,258,508	\$3,388,506	50%

SELECT CONTRIBUTIONS TO HOUSE SPEAKER KISS

Representing	1996	1998	% Increase
Coal	12,300	31,575	157%
Gambling	4,700	8,975	91%
Total Contributions	\$105,018	\$247,395	136%

Increase In Special Interest Dollars To Legislative Winners '96 –'98

Interest Group	1996	1998	% Increase
Tobacco	\$2,225	\$20,695	830%
Corporate Lawyers	19,825	114,719	479%
Gambling	63,125	204,185	223%
Other Business	62,285	141,234	127%
Real Estate & Construction	87,199	180,750	107%
Consumer Lawyers	115,100	224,511	95%
Banking & Finance	128,542	171,992	52%
Political Candidates	91,674	139,181	52%
Oil & Gas	100,350	143,980	43%
Coal	195,350	251,806	29%
Education	78,650	100,101	27%
Labor	153,185	188,345	23%
Health Care	287,805	344,020	20%
Total Special Interest Contributions	\$2,258,508	\$3,388,506	50%



PACs With Largest Total Donations to Legislators

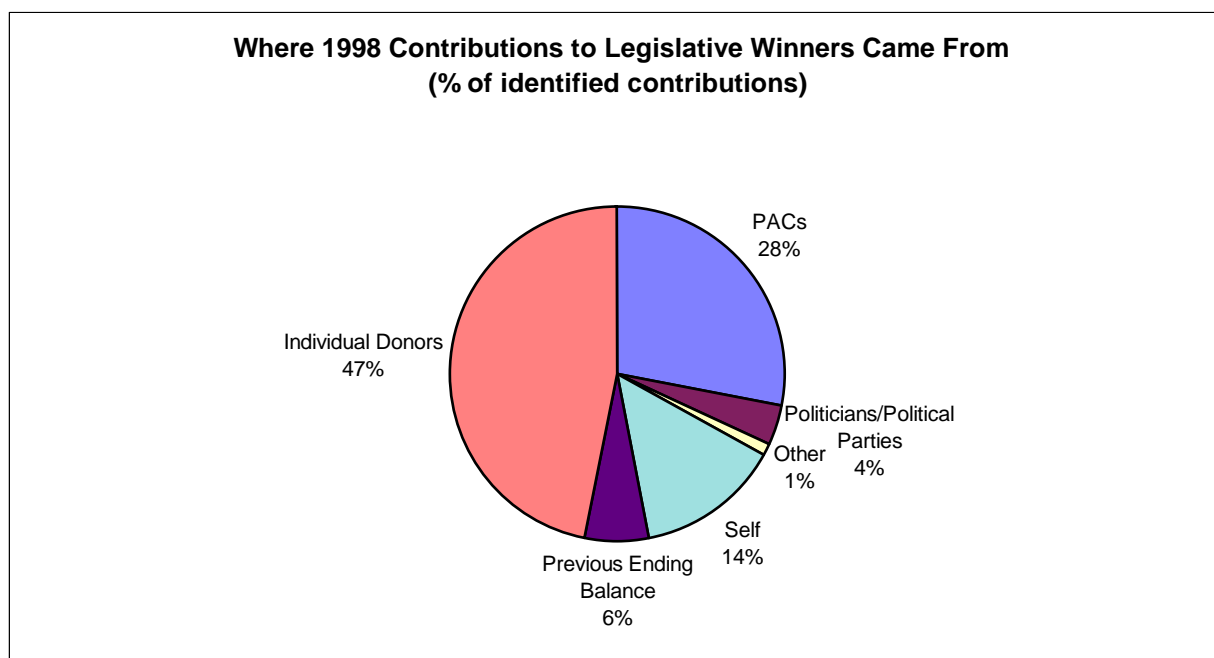
Name	Amount	Representing
LAWPAC	\$97,700	Trial Lawyers
Bankers PAC	\$85,200	Banking
WV Education Association	\$72,100	Education
Wes PAC	\$49,650	Medical Association
Hub PAC	\$32,050	Contractors
WV Dental Association PAC	\$31,600	Dentists
AFL-CIO PAC	\$31,250	Labor
Building and Construction Trades PAC	\$28,200	Labor
WV HOSPAC	\$27,900	Hospital Association

Most Frequently Contributing PACs

Name	Representing	# Contributions
LAWPAC	Trial Lawyers	164
WV CAR	Automobile Dealers	162
Bankers PAC	Finance	156
AFL-CIO	Labor	129
HUB PAC	Contractors	124
WES PAC	Medical Association	122
Citizens to Promote Coal	Coal	120
WV Education Association	Education	118
Chiropractors PAC	Chiropractors	110
Dental Association PAC	Dentists	95

Largest Individual Contributors

Individual	Special Interest	Amount	# Contributions
Edson Arneault	Gambling	\$30,750	102
Buck Harless	Coal/Timber	\$20,050	33
Larry Swann	Gambling, Greenbrier	\$18,900	92
Jeremy Jacobs	Gambling	\$18,750	57
Charles Lorenson	Gambling, Greenbrier	\$18,500	79
Herbert Tyner	Gambling	\$15,300	43
Richard Cornett	Medical Services	\$12,475	27
Robert Ruben	Gambling	\$11,675	34
Ted Kleisner	Gambling, Greenbrier	\$11,650	72
William Bork	Gambling	\$11,475	47



Legislators' Relative Rankings, Senate and House

MOST CONTRIBUTIONS

SENATE		HOUSE	
Oshel Craigo	\$324,883	Bob Kiss	\$247,396
Brooks McCabe	215,751	Lisa Smith (R)	150,589
Lloyd Jackson	157,755	Joe Martin	65,147
John Mitchell	120,238	Sheirl Fletcher (R)	64,051
William Wooton	116,683	Rick Staton	60,202
		Sally Susman	56,841
		Barbara Warner	55,897

LEAST CONTRIBUTIONS

SENATE		HOUSE	
Marie Redd	\$27,562	Tom Louisos	\$505
Larry Edgell	33,325	Doug Stalnaker (R)	1,519
John Unger	46,040	Robert Schadler (R)	1,950
Mike Oliverio	46,872	Jerry "Mike" Damron	2,416
Walt Helmick	49,380	Donald Perdue	4,975

MOST EXPENDITURES

SENATE		HOUSE	
Oshel Craigo	\$322,774	Lisa Smith (R)	\$143,690
Brooks McCabe	207,668	Sheirl Fletcher (R)	61,126
Lloyd Jackson	149,942	Rick Staton	60,068
John Mitchell	118,209	Sally Susman	53,102
William Wooton	83,590	Barbara Warner	51,212
Randy Schoonover	77,734	Bob Kiss	48,602

LEAST EXPENDITURES

SENATE		HOUSE	
Mike Oliverio	\$13,923	Bill Anderson (R)	\$376
Edwin Bowman	25,478	Tom Louisos	430
Marie Redd	26,756	Doug Stalnaker (R)	1,083
Larry Edgell	30,641	Robert Schadler (R)	1,839
Walt Helmick	39,169	Jerry "Mike" Damron	2,018
John Unger	43,600	Dale Riggs	2,653

MOST MONEY RAISED PER VOTE RECEIVED

SENATE		HOUSE	
Oshel Craigo	\$17.86	Lisa Smith (R)	\$26.67
Lloyd Jackson	13.32	Bob Kiss	24.44
William Wooton	10.10	Rick Staton	15.92
Brooks McCabe	8.15	Eustace Frederick	13.30
Leonard Anderson	7.41	Vicki Douglas	11.35
		Mark Hunt	10.80
		Mary Pearl Compton	10.38
		Joe Martin	9.96

LEAST MONEY RAISED PER VOTE RECEIVED

SENATE		HOUSE	
Mike Oliverio	\$2.45	Tom Louisos	\$.08
Larry Edgell	2.96	Doug Stalnaker (R)	.48
Marie Redd	3.03	Margaret Miller (R)	.75
Walt Helmick	3.32	Robert Schadler (R)	.81
John Unger	3.53	Jerry "Mike" Damron	.96

MOST MONEY SPENT PER VOTE RECEIVED (highest cost per vote)

SENATE		HOUSE	
Oshel Craigo	\$17.75	Lisa Smith (R)	\$25.45
Lloyd Jackson	12.66	Rick Staton	15.88
Brooks McCabe	7.85	K. Steven Kominar	9.22
William Wooton	7.24	Sheirl Fletcher (R)	7.77
Leonard Anderson	6.61	Mark Hunt	7.58
Randy Schoonover	5.16	Gary Tillis	7.58
		Karen Facemyer (R)	7.36
		Jerry Mezzatesta	7.03

LEAST MONEY SPENT PER VOTE RECEIVED (lowest cost per vote)

SENATE		HOUSE	
Mike Oliverio	\$.73	Tom Louisos	\$.06
Edwin Bowman	1.80	Bill Anderson (R)	.10
Walt Helmick	2.38	Doug Stalnaker (R)	.34
Larry Edgell	2.72	Joe Sparks	.49
Marie Redd	2.95	Margaret Miller (R)	.54

**HIGHEST PERCENT OF CONTRIBUTIONS FROM SMALL DONORS
(UNDER \$100)**

SENATE		HOUSE	
John Unger	12%	John Overington (R)	27%
Larry Edgell	10%	Barbara Fleischauer	21%
Joe Minard	6%	Michael Caputo	19%
Sarah Minear (R)	6%	Tom Louisos	15%
Mike Oliverio	6%	Oscar Hines	12%
		Margarette Leach	12%
		Charlene Marshall	12%
		John Doyle	12%

**HIGHEST PERCENT OF CONTRIBUTIONS FROM LARGE DONORS
(OVER \$500)**

SENATE		HOUSE	
Larry Edgell	60%	Tamara Pettit	64%
John Mitchell	59%	Robert Schadler (R)	51%
Lloyd Jackson	58%	K. Steven Kominar	51%
Walt Helmick	58%	Gary Tillis	49%
Edwin Bowman	56%	J. D. Beane	48%
Oshel Craigo	56%	Donald Perdue	46%

LARGEST CAMPAIGN SURPLUS
(Legislators With the Most Money For Re-election From 1998 Surplus)

SENATE		HOUSE	
Edwin Bowman	\$54,107	Bob Kiss	\$194,519
Mike Oliverio	32,949	Joe Martin	37,341
William Wooton	31,166	Eustace Frederick	21,302
Lloyd Jackson	11,190	Vicki Douglas	18,780
Walt Helmick	9,753	Tal Hutchins	17,719
Leonard Anderson	9,485	Mary Pearl Compton	17,383

CANDIDATES RECEIVING HIGHEST AMOUNTS FROM SELECT SPECIAL INTEREST GROUPS

SELF-FINANCING \$936,091 TOTAL

SENATE		HOUSE	
Kelly Given* (R)	\$72,497	Lisa Smith (R)	\$122,270
Oshel Craigo	35,075	Phil Stowers	63,449
Harry Dugan* (R)	25,000	Sally Susman	52,141
J Frank Deem (R)	24,998	Joe Ferrell	31,686
		Dan Cook*	16,578

HEALTH CARE \$451,991 TOTAL

SENATE		HOUSE	
Thomas Scott* (R)	\$29,700	Bob Kiss	\$29,575
Oshel Craigo	29,370	Phil Stowers*	16,000
Brooks McCabe	26,925	Wallace Johnson* (L)	9,601
		Margarette Leach	8,625
		Barbara Hatfield	6,750
		Barbara Warner	6,700

COAL \$295,937 TOTAL

SENATE		HOUSE	
Lloyd Jackson	\$15,850	Bob Kiss	\$31,575
Thomas Scott* (R)	15,600	Eustace Frederick	15,050
Oshel Craigo	13,400	Sheirl Fletcher (R)	14,700
Randy Schoonover	11,750	K Steven Kominar	13,400
Brooks McCabe	10,801	Barbara Warner	5,550
		Shelley Moore Capito (R)	5,400

OIL & GAS \$176,575 TOTAL

SENATE		HOUSE	
Lloyd Jackson	\$17,450	Bob Kiss	\$9,275
Oshel Craigo	11,200	Sam Cann	7,150
J Frank Deem (R)	9,750	Barbara Warner	4,350
Ron Walters* (R)	8,560	Bob Ashley* (R)	3,300
Brooks McCabe	7,000	Shelley Moore Capito (R)	3,000

* Defeated In General Election

**CANDIDATES RECEIVING HIGHEST AMOUNTS FROM SELECT
SPECIAL INTEREST GROUPS (continued)**

REAL ESTATE & CONSTRUCTION \$213,485 TOTAL

SENATE		HOUSE	
Oshel Craigo	\$32,015	Barbara Warner	\$8,300
Brooks McCabe	30,525	Bob Kiss	7,050
Lloyd Jackson	9,190	Sam Cann	4,325
Jack Buckalew* (R)	8,200	Joe Martin	4,050

CORPORATE LAWYERS \$141,079 TOTAL

SENATE		HOUSE	
Brooks McCabe	\$33,600	Bob Kiss	\$8,749
Lloyd Jackson	8,650	Shelley Moore Capito (R)	3,650
Ron Walters* (R)	6,025	J D Beane	1,950
Jack Buckalew* (R)	5,800	Richard Staton	1,950
Oshel Craigo	5,550	Joe Martin	1,700

BANKING & FINANCE \$199,085 TOTAL

SENATE		HOUSE	
Oshel Craigo	\$17,925	Bob Kiss	\$8,075
Brooks McCabe	13,580	Sam Cann	3,300
Lloyd Jackson	6,550	Shelley Moore Capito (R)	3,050
Thomas Scott* (R)	6,475	Mark Underwood	2,500
		Richard Staton	2,400

EDUCATION \$120,056 TOTAL

SENATE		HOUSE	
Oshel Craigo	\$4,400	Barbara Fleischauer	\$4,235
John Unger	3,805	Gary Tillis	3,000
Gary Livengood	2,520	Margaret Leach	2,675
Larry Edgell	2,200	Susan Hubbard	2,625
John Mitchell	2,110	Kenneth Tucker	2,366
Lloyd Jackson	2,100		

* Defeated In General Election

**CANDIDATES RECEIVING HIGHEST AMOUNTS FROM SELECT
SPECIAL INTEREST GROUPS (continued)**

CONSUMER LAWYERS *\$265,486 TOTAL*

SENATE		HOUSE	
John Mitchell	\$23,800	Richard Staton	\$14,150
William Wooton	16,100	J D Beane	9,100
Truman Chafin	8,400	Mark Underwood*	7,625
Edwin Bowman	8,350	Phil Stowers*	6,650
Lloyd Jackson	7,000	Sharon Spencer	6,250
		Laura Rose*	6,050

GAMBLING *\$240,110 TOTAL*

SENATE		HOUSE	
Oshel Craigo	\$14,450	Tamara Pettit	\$14,150
Randy Schoonover	10,650	Bob Kiss	8,975
Harry Dugan* (R)	10,500	Rudy Seacrist	8,500
Leonard Anderson	7,400	Carroll Willis	6,100
Edwin Bowman	6,775	Karen Facemyer (R)	5,550
		Art Ashley	5,400

LABOR *\$239,975 TOTAL*

SENATE		HOUSE	
Larry Edgell	\$10,950	Gary Tillis	\$16,580
John Mitchell	7,950	Larry Linch	12,625
Brooks McCabe	6,850	Mike Caputo	7,750
Oshel Craigo	6,200	Eugene Claypole*	6,900
Jeffrey Kessler	6,116	Talmadge Hutchins	6,700

* Defeated In General Election

Defining Special Interest Blocks

Special interest blocks often unite to advocate for, or oppose, specific legislation. PERC-WV identified four such blocks, described below, that are currently active on issues at the legislature. PERC-WV lists the percentage of contributions each legislator received from these four groups: the tort reform advocates, the polluter, the progressive and the anti sin tax advocates. Since some special interest groups are members of more than one block, total of percentages can exceed 100%.

TORT REFORM BLOCK REPRESENTING 54% OF ALL CONTRIBUTIONS

A perennial legislative issue is some form of “tort reform.” Advocates for tort reform include virtually all of the **business community, health care providers and corporate lawyers** who are seeking to put a limit on liabilities of manufacturers and the medical profession. The tort reform percentage assigned to each legislator reflects the total amount of identified contributions from these donors.

ANTI-SIN TAX BLOCK REPRESENTING 9% OF ALL CONTRIBUTIONS

Increased taxation of **alcohol, tobacco and gambling** is a common legislative issue. Each of those special interest groups opposes the general concept of “sin taxes” and often works in conjunction with the others to defeat proposals for increased taxes and regulations. The sin tax percentage assigned to each legislator is the percentage of identified contributions coming from the alcohol, tobacco and gambling interest groups.

POLLUTER BLOCK REPRESENTING 28% OF ALL CONTRIBUTIONS

The “polluter block” is comprised of special interest groups that typically oppose more stringent environmental regulation or enforcement. These groups include **chemical and manufacturing, coal, oil, gas, real estate and construction, automotive, timbering and the corporate lawyers** that represent these interests.

PROGRESSIVE COALITION REPRESENTING 16% OF ALL CONTRIBUTIONS

Organized labor, education organizations, trial lawyers, environmentalists and social justice advocates often align themselves on the same issues. This block tends to support common political candidates as well.

HIGHEST RECIPIENTS FROM TORT REFORM ADVOCATES

SENATE		HOUSE	
Mike Oliverio	87%	Bill Anderson (R)	100%
Walt Helmick	83%	Joe C. Ferrell	100%
Joe Minard	78%	Sheirl Fletcher (R)	90%
Brooks McCabe	72%	Eustace Frederick	86%
Sarah Minear (R)	68%	Tom Coleman	85%
Oshel Craigo	60%	Samuel Cann	84%
		Doug Stalnaker (R)	80%
		Bob Kiss	78%
		Joe Martin	77%
		Harold Michael	76%

HIGHEST RECIPIENTS FROM POLLUTER SPECIAL INTERESTS

SENATE		HOUSE	
Walt Helmick	50%	Eustace Frederick	74%
Brooks McCabe	46%	Sheirl Fletcher (R)	69%
Joe Minard	44%	K. Steven Kominar	60%
Sarah Minear (R)	38%	Tom Coleman	59%
J. Frank Deem (R)	38%	Samuel Cann	56%
Lloyd Jackson	36%	Joe Martin	51%
		Evan Jenkins	51%

HIGHEST RECIPIENTS FROM SPECIAL INTERESTS OPPOSING SIN TAXES (TAXES ON ALCOHOL, TOBACCO & GAMBLING)

SENATE		HOUSE	
Randy Schoonover	29%	Joe C. Ferrell	100%
Joe Minard	22%	Tamara Pettit	56%
John Unger	18%	A. James Manchin	37%
H. Truman Chafin	18%	Carroll Willis	33%
Larry Edgell	17%	John Doyle	32%
Edwin Bowman	15%	Karen Facemyer (R)	32%

Note: 20 Delegates and one Senator took no money from anti-sin tax special interests.

HIGHEST RECIPIENTS OF "PROGRESSIVE" CONTRIBUTIONS

SENATE		HOUSE	
Larry Edgell	54%	Joe Sparks	85%
John Mitchell	32%	Mike Caputo	78%
John Unger	27%	Larry Linch	70%
Jeffrey Kessler	24%	Paul Prunty	70%
William Wooton	23%	Dale Manuel	69%
Marie Redd	21%	Richard Flanigan	63%
		Gary Tillis	60%
		Kenneth Tucker	58%

INDEX FOR MULTIPLE SEAT DISTRICTS

10th District Wood County

	Party	Votes	%	Total Contributions	Total Expenditures	Cost/Vote
J.D. Beane*	D	8,290	22%	\$34,126	\$19,987	2.41
Tom Azinger*	R	7,531	20%	8,488	6,432	.85
Rick Modesitt*	R	6,823	18%	20,749	20,749	3.04
Sam Henry	D	5,202	14%	10,185	9,676	1.86
Guy Lowther	D	4,748	12%	8,210	8,141	1.71
Orlando Campbell	R	4,370	11%	4,648	3,249	.74
Art Kelley	L	1,047	3%	75	75	.07

30th District Kanawha County

	Party	Votes	%	Total Contributions	Total Expenditures	Cost/Vote
Jon Amores*	D	17,944	12%	\$25,974	\$25,328	1.41
Larry Rowe*	D	16,166	11%	39,001	27,954	1.73
Shelley Moore Capito*	R	14,198	9%	43,489	35,418	2.49
Peggy Miller*	R	14,137	9%	10,607	7,622	.54
Joe Smith*	D	13,663	9%	30,856	19,029	1.39
Sharon Spencer*	D	13,625	9%	31,055	23,392	1.72
Bobbie Hatfield*	D	13,538	9%	23,365	22,458	1.66
Rudy Seacrist	D	12,154	8%	32,304	21,420	1.76
Dan Greear	R	11,229	7%	18,069	16,502	1.47
Pam Nixon	D	10,768	7%	11,606	11,606	1.08
Brent Wolfingbarger	R	10,707	7%	18,056	16,201	1.51
James Elpin	R	7,606	5%	2,245	2,245	.30
John Welbourn	L	1,817	1%	75	75	.04

* Elected

INDEX FOR MULTIPLE SEAT DISTRICTS

32nd District Kanawha County

	Party	Votes	%	Total Contributions	Total Expenditures	Cost/Vote
Steve Harrison*	R	8,828	16%	\$9,920	\$8,026	.91
Rusty Webb*	R	7,893	14%	15,896	14,777	1.87
Tim Armstead*	R	7,296	13%	13,246	10,837	1.49
Art Ashley*	D	7,237	13%	21,066	19,617	2.71
John Caudill	R	6,274	11%	3,735	3,735	.60
Denise Tucker	D	5,636	10%	20,268	19,154	3.40
Debra Whanger	D	5,497	10%	13,175	12,364	2.25
Eddie Bassitt	D	5,495	10%	3,495	1,272	.23
Greg Henshall	L	850	2%	489	489	.58

44th District Monongalia County

	Party	Votes	%	Total Contributions	Total Expenditures	Cost/Vote
Charlene Marshall*	D	8,991	17%	17,153	9,886	1.10
Nancy Houston*	D	7,875	15%	18,669	18,649	2.37
Sheirl Fletcher*	R	7,863	15%	64,051	61,126	7.77
Barbara Fleischauer*	D	7,697	15%	42,327	48,338	6.28
Gene Claypole	D	7,614	15%	18,403	16,241	2.13
Cindy Frich	R	6,475	13%	15,916	14,898	2.30
Danny Parrish	R	3,252	7%	1,254	1,254	.39
Bob Jones	L	2,004	4%	75	75	.04

* Elected

Senator Leonard Anderson (D)

Chair, Agriculture

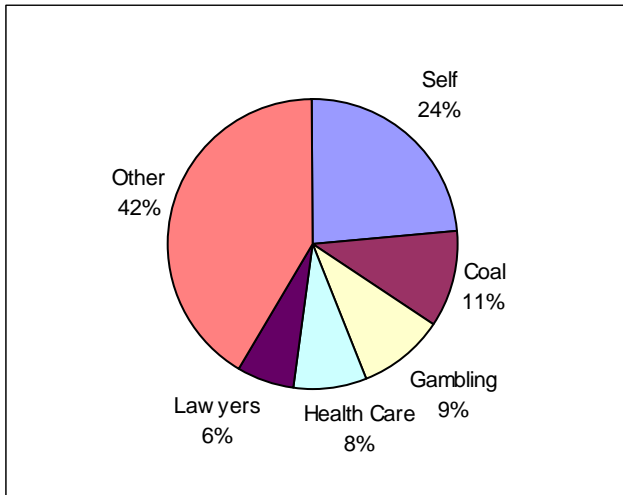
10th District Mercer, Monroe and Summers Occupation: Businessman

Number of votes: 11,452 (61%)
 Reported beginning balance: \$0
 Total contributions: \$84,830
 % raised during primary: 69%
 Total expenditures: \$75,645
 Reported ending balance: \$9,485

Raised per vote: \$7.41
 Spent per vote: \$6.61

Opponents:		
Tom Fast (R)	Beth Simmons (L)	
Votes: 6,022 (32%)	1,175 (6%)	
Contributions: \$26,180	\$150	
Expenditures: \$22,863	\$150	
Raised/vote: \$4.35	\$0.13	
Spent/vote: \$3.80	\$0.13	

Amount of total from contributions <\$100: \$ 730 (1%)
 Amount of total from contributions >\$500: \$ 38,500 (45%)
 Amount of total contributions identified: \$ 78,381 (92%)



Special Interest Blocks

Tort reform 52%
 Polluter 33%
 Progressive 3%
 Anti-sin tax 15%

Senator Edwin J. Bowman (D)

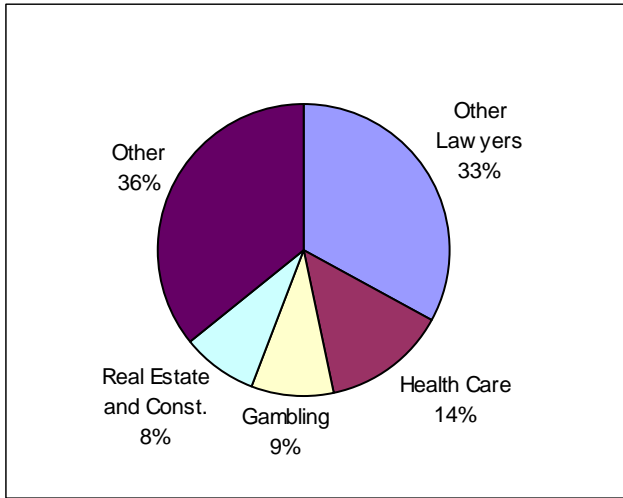
Chair, Government Organization

1st District Brooke, Hancock, Ohio Occupation: Personnel Executive

Number of votes:	14,118 (64%)
Reported beginning balance:	\$41
Total contributions:	\$83,025
% raised during primary:	65%
Total expenditures:	\$25,478
Reported ending balance:	\$54,107
Raised per vote:	\$5.88
Spent per vote:	\$1.80

Opponent: Don Chaney (R)	
Votes:	7,944 (36%)
Total contributions:	\$1,787
Total expenditures:	\$1,787
Raised per vote:	\$0.22
Spent per vote:	\$0.22

Amount of total from contributions <\$100:	\$ 4,048 (5%)
Amount of total from contributions >\$500:	\$ 46,200 (56%)
Amount of total contributions identified:	\$ 72,607 (87%)



Special Interest Blocks

Tort reform	48%
Polluter	21%
Progressive	13%
Anti-sin tax	15%

Senator Oshel Craiggo (D)

Chair, Finance

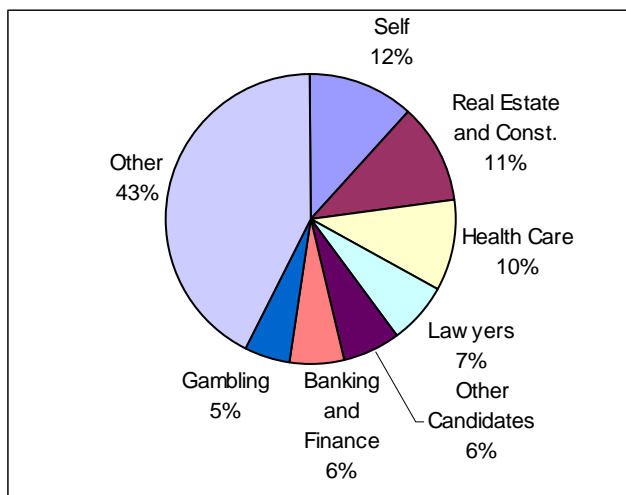
4th District Jackson, Mason, Putnam, Roane Occupation: Businessman

Number of votes:	18,183 (58%)
Reported beginning balance:	\$0
Total contributions:	\$324,883
% raised during primary:	41%
Total expenditures:	\$322,774
Reported ending balance:	\$1,295
 Raised per vote:	 \$17.86
Spent per vote:	\$17.75

Opponent: Kelly Given (R)

Votes:	13,328 (42%)
Total contributions:	\$111,141
Total expenditures:	\$91,998
 Raised per vote:	 \$8.34
Spent per vote:	\$6.90

Amount of total from contributions <\$100:	\$ 8,505 (3%)
Amount of total from contributions >\$500:	\$ 180,499 (56%)
Amount of total contributions identified:	\$ 292,653 (90%)



Special Interest Blocks

Tort reform	60%
Polluter	27%
Progressive	6%
Anti-sin tax	11%

Senator J. Frank Deem (R)

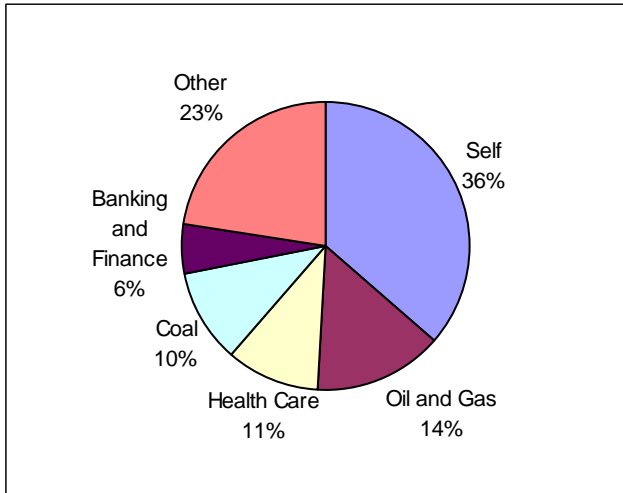
3rd District

Calhoun, Pleasants, Wirt, Wood Occupation: Oil & Gas

Number of votes:	14,159 (53%)
Reported beginning balance:	\$0
Total contributions:	\$71,434
% raised during primary:	68%
Total expenditures:	\$52,410
Reported ending balance:	\$0
Raised per vote:	\$5.05
Spent per vote:	\$3.70

Opponent: Paul Thorton (D)	
Votes:	12,465 (47%)
Total contributions:	\$32,144
Total expenditures:	\$28,600
Raised per vote:	\$2.58
Spent per vote:	\$2.29

Amount of total from contributions <\$100:	\$ 836 (1%)
Amount of total from contributions >\$500:	\$ 24,800 (35%)
Amount of total contributions identified:	\$ 68,523 (96%)



Special Interest Blocks

Tort reform	55%
Polluter	38%
Progressive	<1%
Anti-sin tax	3%

Senator Larry Edgell (D)

Vice-Chair, Military

2nd District

Doddridge, Marion, Marshall, Ohio, Ritchie, Tyler, Wetzel

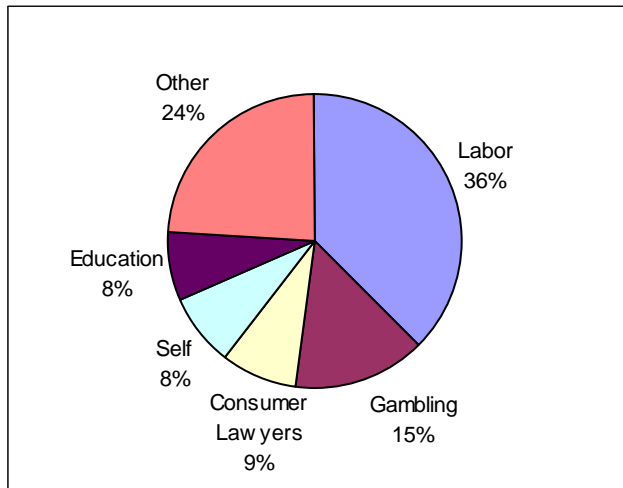
Occupation: Educator

Number of votes:	11,253 (56%)
Reported beginning balance:	\$0
Total contributions:	\$33,325
% raised during primary:	26%
Total expenditures:	\$30,641
Reported ending balance:	\$3,034
Raised per vote:	\$2.96
Spent per vote:	\$2.72

Opponent: Charles Clements (R)

Votes:	8,691 (44%)
Total contributions:	\$52,521
Total expenditures:	\$51,524
Raised per vote:	\$6.04
Spent per vote:	\$5.93

Amount of total from contributions <\$100:	\$ 3,195 (10%)
Amount of total from contributions >\$500:	\$ 20,000 (60%)
Amount of total contributions identified:	\$ 29,305 (88%)



Special Interest Blocks

Tort reform	22%
Polluter	7%
Progressive	54%
Anti-sin tax	17%

Senator Walt Helmick (D)

Chair, Banking & Insurance

15th District

Grant, Hampshire, Hardy, Mineral, Pendelton, Pocahontas, Randolph, Upshur

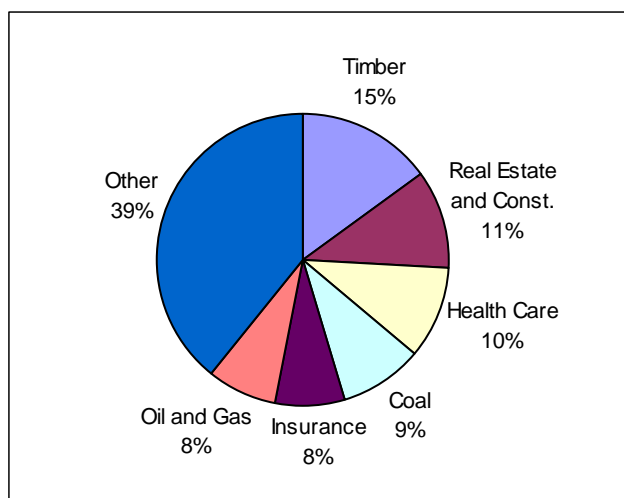
Occupation: Businessman

Number of votes:	14,879 (61%)
Reported beginning balance:	\$0
Total contributions:	\$49,380
% raised during primary:	61%
Total expenditures:	\$39,169
Reported ending balance:	\$9,753
Raised per vote:	\$3.32
Spent per vote:	\$2.43

Opponent: Les Shoemaker (R)

Votes:	9,638 (39%)
Total contributions:	\$7,930
Total expenditures:	\$7,566
Raised per vote:	\$0.82
Spent per vote:	\$0.79

Amount of total from contributions <\$100:	\$ 1,180 (2%)
Amount of total from contributions >\$500:	\$ 28,650 (58%)
Amount of total contributions identified:	\$ 47,050 (95%)



Special Interest Blocks

Tort reform	83%
Polluter	50%
Progressive	1%
Anti-sin tax	12%

Senator Lloyd Jackson (D)

Chair, Education

7th District

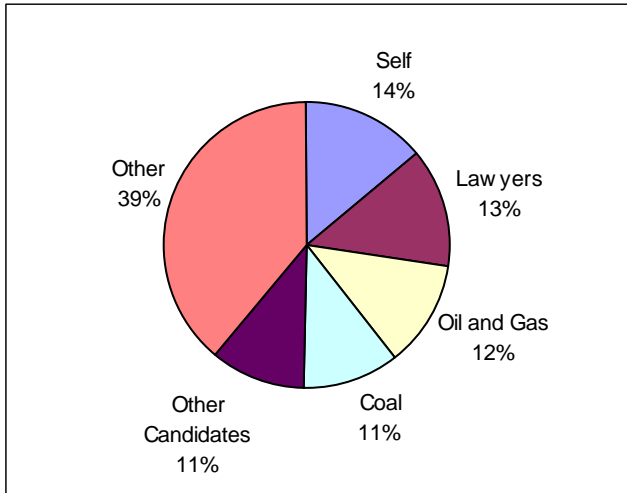
Boone, Lincoln, Logan, Wayne Occupation: Oil & Gas

Number of votes: 11,840 (100%)
Reported beginning balance: \$3,970
Total contributions: \$157,755
% raised during primary: 95%
Total expenditures: \$149,942
Reported ending balance: \$11,190

Opponent:
Unopposed in general election.

Raised per vote: \$13.32
Spent per vote: \$12.66

Amount of total from contributions <\$100: \$ 1,145 (<1%)
Amount of total from contributions >\$500: \$ 91,500 (58%)
Amount of total contributions identified: \$ 147,756 (94%)



Special Interest Blocks

Tort reform 55%
Polluter 36%
Progressive 8%
Anti-sin tax 10%

Senator Jeffery Kessler (D)

Vice-Chair, Banking & Insurance

2nd District

Doddridge, Marion, Marshall, Ohio, Ritchie, Tyler, Wetzel

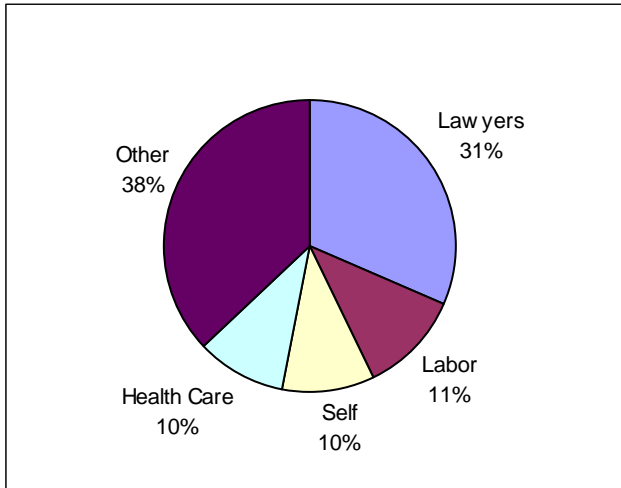
Occupation: Lawyer

Number of votes:	13,308 (67%)
Reported beginning balance:	\$0
Total contributions:	\$61,591
% raised during primary:	21%
Total expenditures:	\$59,980
Reported ending balance:	\$0
Raised per vote:	\$4.63
Spent per vote:	\$4.13

Opponent: Douglas Sapp (R)

Votes:	6,697 (33%)
Total contributions:	\$8,080
Total expenditures:	\$8,080
Raised per vote:	\$1.21
Spent per vote:	\$1.21

Amount of total from contributions <\$100:	\$ 3,382 (5%)
Amount of total from contributions >\$500:	\$ 31,000 (50%)
Amount of total contributions identified:	\$ 53,568 (87%)



Special Interest Blocks

Tort reform	30%
Polluter	11%
Progressive	24%
Anti-sin tax	6%

Senator Brooks McCabe (D)
 Vice-Chair, Energy, Industry & Mining

17th District

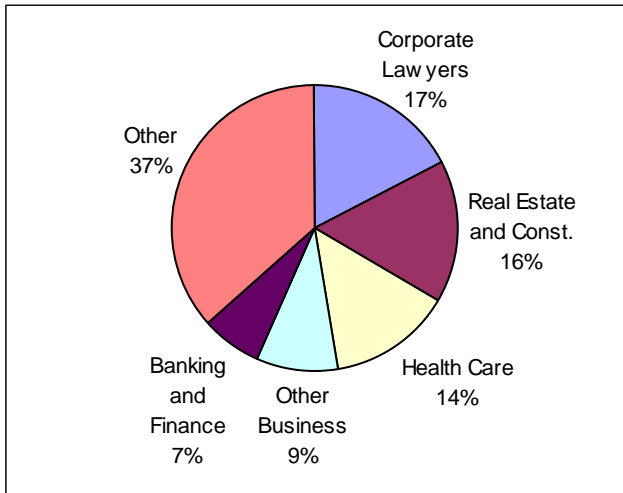
Kanawha

Occupation: Developer

Number of votes: 26,471 (56%)
 Reported beginning balance: \$0
 Total contributions: \$215,751
 % raised during primary: 54%
 Total expenditures: \$207,668
 Reported ending balance: \$230
 Raised per vote: \$8.15
 Spent per vote: \$7.85

Opponent: Ron Walters (R)	
Votes:	20,977 (44%)
Total contributions:	\$107,203
Total expenditures:	\$102,290
Raised per vote:	\$5.11
Spent per vote:	\$4.88

Amount of total from contributions <\$100: \$ 6,575 (3%)
 Amount of total from contributions >\$500: \$ 87,600 (41%)
 Amount of total contributions identified: \$ 192,927 (89%)



Special Interest Blocks

Tort reform 72%
 Polluter 46%
 Progressive 8%
 Anti-sin tax 7%

Senator Joe Minard (D)

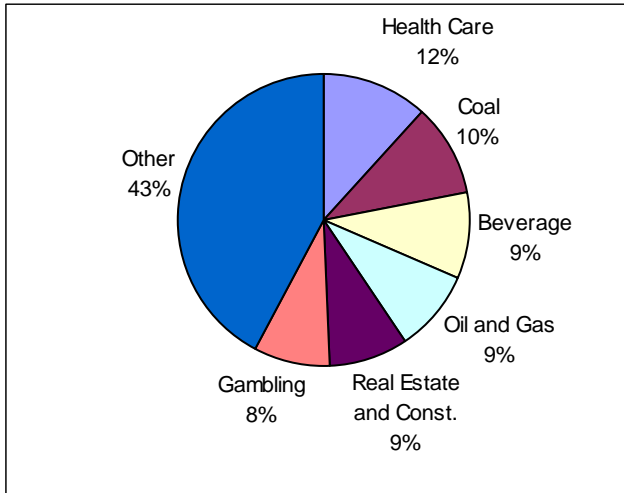
12th District Braxton, Gilmer, Harrison, Lewis Occupation: Food Service

Number of votes:	15,961 (66%)
Reported beginning balance:	\$1,731
Total contributions:	\$64,865
% raised during primary:	59%
Total expenditures:	\$63,976
Reported ending balance:	\$4,735
Raised per vote:	\$4.06
Spent per vote:	\$4.01

Opponent: David L. Hinkle (R)

Votes:	8,416 (34%)
Total contributions:	\$24,526
Total expenditures:	\$18,414
Raised per vote:	\$2.91
Spent per vote:	\$2.18

Amount of total from contributions <\$100:	\$ 3,884 (6%)
Amount of total from contributions >\$500:	\$ 29,000 (45%)
Amount of total contributions identified:	\$ 54,040 (83%)



Special Interest Blocks

Tort reform	78%
Polluter	44%
Progressive	4%
Anti-sin tax	22%

Senator Sarah Minear (R)

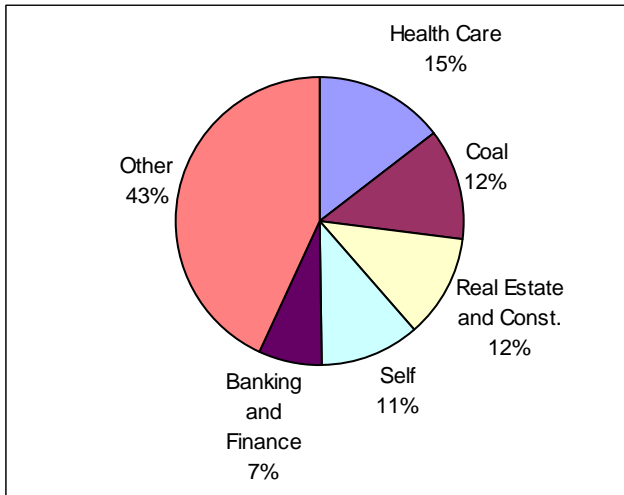
14th District Barbour, Grant, Mineral, Monongalia, Preston, Taylor, Tucker
Occupation: Retired

Number of votes:	15,230 (59%)
Reported beginning balance:	\$0
Total contributions:	\$55,959
% raised during primary:	45%
Total expenditures:	\$54,760
Reported ending balance:	\$0
Raised per vote:	\$3.67
Spent per vote:	\$3.60

Opponent: Gary Livengood (D)

Votes:	10,795 (41%)
Total contributions:	\$28,231
Total expenditures:	\$26,040
Raised per vote:	\$2.62
Spent per vote:	\$2.41

Amount of total from contributions <\$100:	\$ 3,190 (6%)
Amount of total from contributions >\$500:	\$ 12,000 (21%)
Amount of total contributions identified:	\$ 46,542 (83%)



Special Interest Blocks

Tort reform	68%
Polluter	38%
Progressive	<1%
Anti-sin tax	9%

Senator John L. Mitchell (D)

Vice-Chair, Natural Resources

8th District

Kanawha

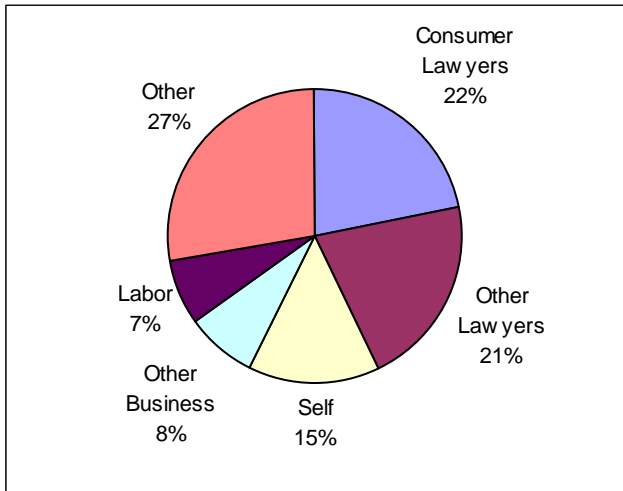
Occupation: Lawyer

Number of votes:	26,149 (57%)
Reported beginning balance:	\$0
Total contributions:	\$120,238
% raised during primary:	33%
Total expenditures:	\$118,209
Reported ending balance:	\$1,138
Raised per vote:	\$4.60
Spent per vote:	\$4.52

Opponent: Jack Buckalew (R)

Votes:	19,643 (43%)
Total contributions:	\$101,363
Total expenditures:	\$96,918
Raised per vote:	\$5.16
Spent per vote:	\$4.93

Amount of total from contributions <\$100:	\$ 4,400 (4%)
Amount of total from contributions >\$500:	\$ 70,800 (59%)
Amount of total contributions identified:	\$ 108,838 (91%)



Special Interest Blocks

Tort reform	35%
Polluter	11%
Progressive	32%
Anti-sin tax	<1%

Senator Mike Oliverio (D)

Chair, Small Business

13th District

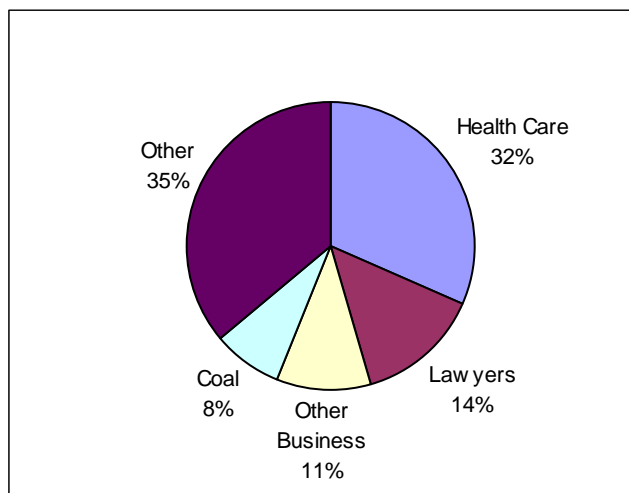
Monongalia Occupation: Insurance Agent

Number of votes: 19,094 (100%)
Reported beginning balance: \$0
Total contributions: \$46,872
% raised during primary: 93%
Total expenditures: \$13,923
Reported ending balance: \$32,949

Opponent:
**Unopposed in both
primary and general
elections.**

Raised per vote: \$2.45
Spent per vote: \$0.73

Amount of total from contributions <\$100: \$ 2,600 (6%)
Amount of total from contributions >\$500: \$ 17,060 (36%)
Amount of total contributions identified: \$ 36,452 (78%)



Special Interest Blocks

Tort reform 87%
Polluter 30%
Progressive 4%
Anti-sin tax 10%

Senator Marie Redd (D)

Vice-Chair, Interstate Cooperation

5th District

Cabell, Wayne

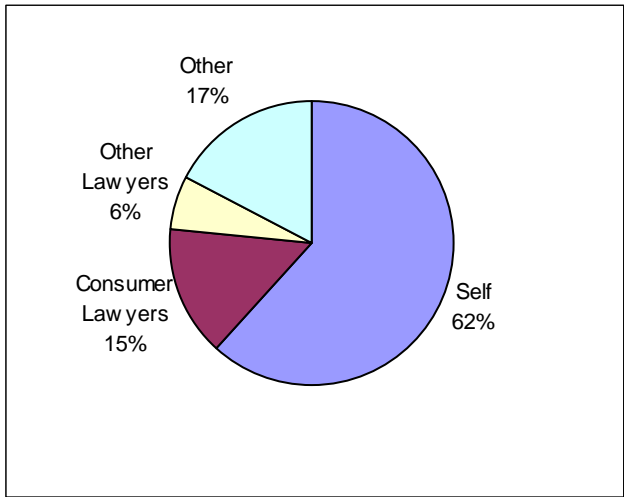
Occupation: Educator

Number of votes:	9,082 (51%)
Reported beginning balance:	\$0
Total contributions:	\$27,562
% raised during primary:	<1%
Total expenditures:	\$26,756
Reported ending balance:	\$804
Raised per vote:	\$3.03
Spent per vote:	\$2.95

Opponent: Thomas Scott (R)

Votes:	8,867 (49%)
Total contributions:	\$101,493
Total expenditures:	\$86,408
Raised per vote:	\$11.45
Spent per vote:	\$9.74

Amount of total from contributions <\$100:	\$ 1,135 (4%)
Amount of total from contributions >\$500:	\$ 6,877 (25%)
Amount of total contributions identified:	\$ 26,211 (95%)



Special Interest Blocks

Tort reform	3%
Polluter	1%
Progressive	21%
Anti-sin tax	1%

Senator Randy Schoonover (D)

Chair, Enrolled Bills

11th District Clay, Fayette, Nicholas, Greenbrier, Webster

Occupation: Machine Operator

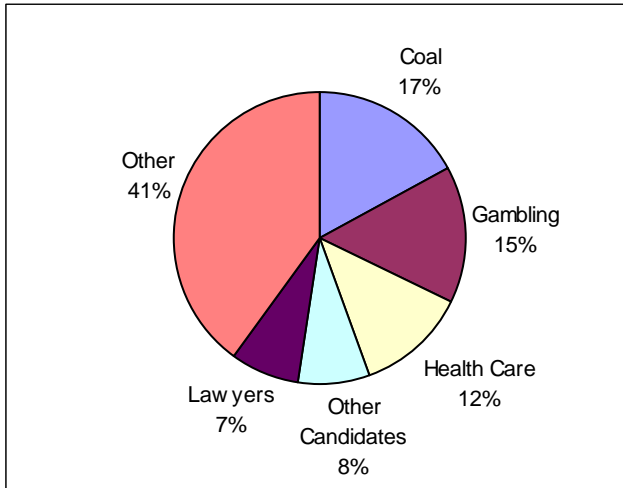
Number of votes:	15,065	(100%)
Reported beginning balance:	\$0	
Total contributions:	\$80,157	
% raised during primary:	82%	
Total expenditures:	\$77,734	
Reported ending balance:	\$0	

Opponent:

Unopposed in general election.

Raised per vote:	\$5.32
Spent per vote:	\$5.16

Amount of total from contributions <\$100:	\$ 2,206	(3%)
Amount of total from contributions >\$500:	\$ 29,900	(37%)
Amount of total contributions identified:	\$ 69,298	(86%)



Special Interest Blocks

Tort reform	57%
Polluter	31%
Progressive	6%
Anti-sin tax	29%

Senator John Unger (D)

Vice-Chair, Small Business

16th District

Berkeley, Morgan, Jefferson

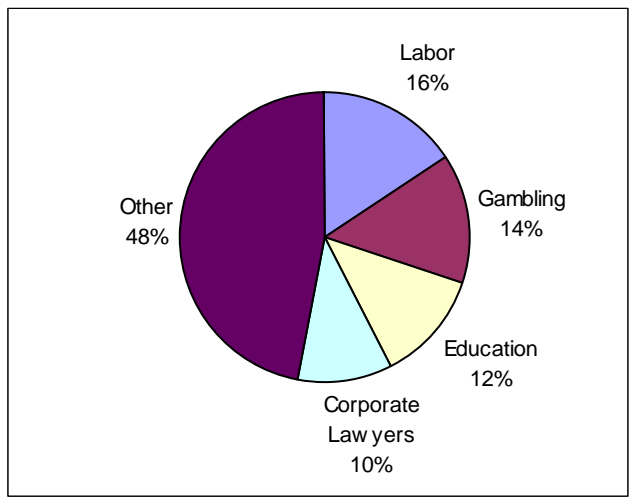
Occupation: Businessman

Number of votes:	13,037 (56%)
Reported beginning balance:	\$0
Total contributions:	\$46,040
% raised during primary:	24%
Total expenditures:	\$43,600
Reported ending balance:	\$2,444
Raised per vote:	\$3.53
Spent per vote:	\$3.34

Opponent: Harry Dugan (R)

Votes:	10,439 (44%)
Total contributions:	\$74,283
Total expenditures:	\$74,829
Raised per vote:	\$7.11
Spent per vote:	\$7.17

Amount of total from contributions <\$100:	\$ 5,650 (12%)
Amount of total from contributions >\$500:	\$ 19,800 (43%)
Amount of total contributions identified:	\$ 39,588 (86%)



Special Interest Blocks

Tort reform	20%
Polluter	15%
Progressive	27%
Anti-sin tax	18%

Senator William Wooton (D)

Chair, Judiciary

9th District

Raleigh, Wyoming

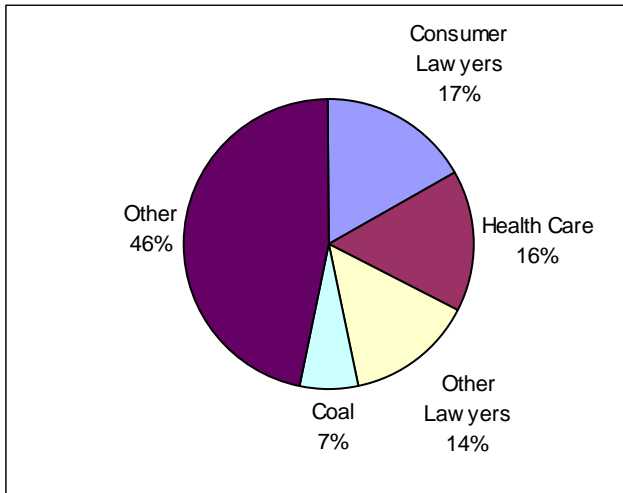
Occupation: Lawyer

Number of votes:	11,552 (80%)
Reported beginning balance:	\$8,568
Total contributions:	\$116,683
% raised during primary:	92%
Total expenditures:	\$83,590
Reported ending balance:	\$31,166
Raised per vote:	\$10.10
Spent per vote:	\$7.24

Opponent: Joy Johnson (L)

Votes:	2,892 (20%)
Total contributions:	\$4,250
Total expenditures:	\$4,250
Raised per vote:	\$1.47
Spent per vote:	\$1.47

Amount of total from contributions <\$100:	\$ 1,803 (2%)
Amount of total from contributions >\$500:	\$ 56,250 (48%)
Amount of total contributions identified:	\$ 95,361 (82%)



Special Interest Blocks

Tort reform	50%
Polluter	19%
Progressive	23%
Anti-sin tax	10%

Delegate Jon Amores (D)

Vice-Chair, House Judiciary

30th District

Kanawha Occupation: Attorney, Professional Arbitrator

Number of votes: 17,944 (12%)
 Reported beginning balance: \$419
 Total contributions: \$25,974
 % raised during primary: 53%
 Total expenditures: \$25,328
 Reported ending balance: \$646

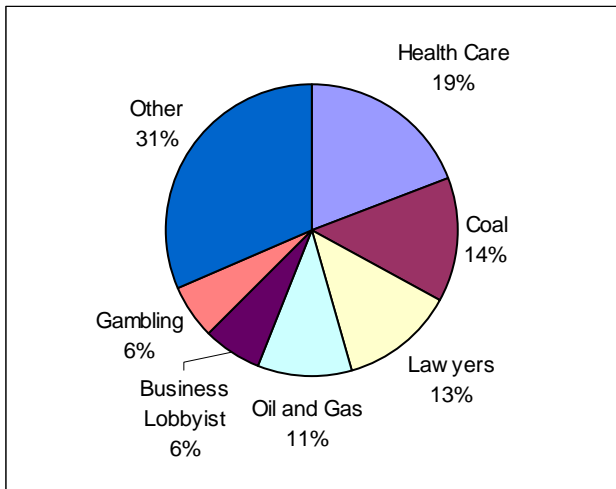
Raised per vote: \$1.45
 Spent per vote: \$1.41

Opponent:

See Index

30th District

Amount of total from contributions <\$100: \$ 1,445 (6%)
 Amount of total from contributions >\$500: \$ 6,000 (23%)
 Amount of total contributions identified: \$ 24,300 (94%)



Special Interest Blocks

Tort reform	72%
Polluter	41%
Progressive	9%
Anti-sin tax	10%

Delegate Everett "Bill" Anderson (R)

8th District

Wood

Occupation: Teacher

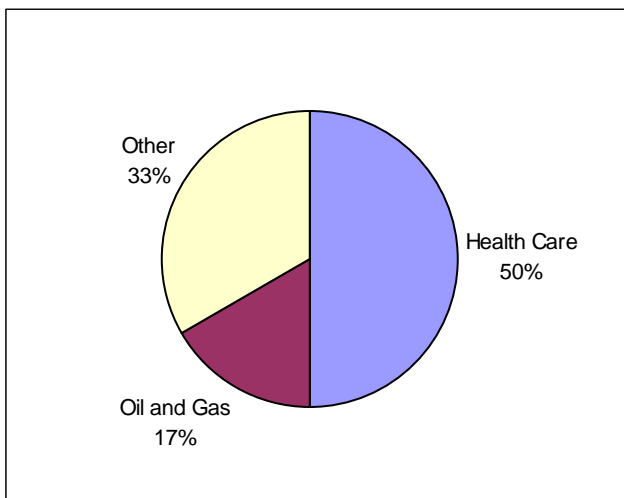
Number of votes:	3,896	(100%)
Reported beginning balance:	\$5,109	
Total contributions:	\$6,808	
% raised during primary:	83%	
Total expenditures:	\$376	
Reported ending balance:	\$6,357	

Opponent:

Unopposed in primary and general elections.

Raised per vote:	\$1.75
Spent per vote:	\$0.10

Amount of total from contributions <\$100:	\$ 100	(1%)
Amount of total from contributions >\$500:	\$0	(0%)
Amount of total contributions identified:	\$ 1,200	(18%)



Special Interest Blocks

Tort reform	100%
Polluter	46%
Progressive	0%
Anti-sin tax	0%

Delegate Frank Angotti (D)

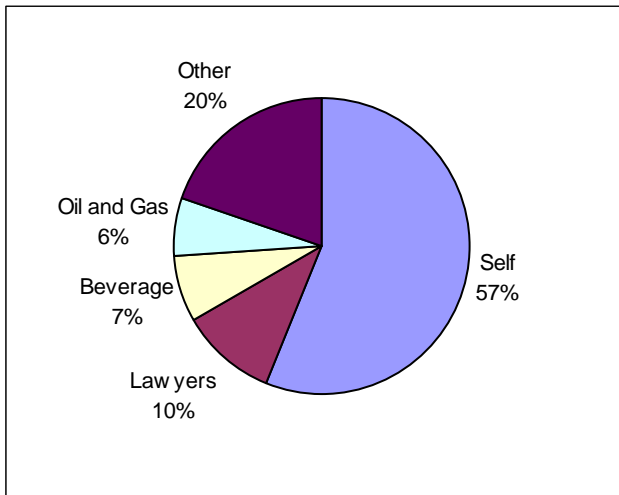
41st District

Harrison

Number of votes:	9,743 (20%)
Reported beginning balance:	\$0
Total contributions:	\$26,173
% raised during primary:	41%
Total expenditures:	\$25,539
Reported ending balance:	\$634
Raised per vote:	\$2.69
Spent per vote:	\$2.62

Opponent: Lynn McEldowney (R)	
Votes:	8,621 (17%)
Total contributions:	\$20,712
Total expenditures:	\$19,985
Raised per vote:	\$2.41
Spent per vote:	\$2.32

Amount of total from contributions <\$100:	\$ 1,850 (7%)
Amount of total from contributions >\$500:	\$ 4,500 (17%)
Amount of total contributions identified:	\$ 23,428 (90%)



Special Interest Blocks

Tort reform	25%
Polluter	13%
Progressive	10%
Anti-sin tax	8%

Delegate Tim Armstead (R)

32nd District

Kanawha

Occupation: Lawyer

Number of votes:	7,296 (16%)
Reported beginning balance:	\$0
Total contributions:	\$13,246
% raised during primary:	31%
Total expenditures:	\$10,837
Reported ending balance:	\$511

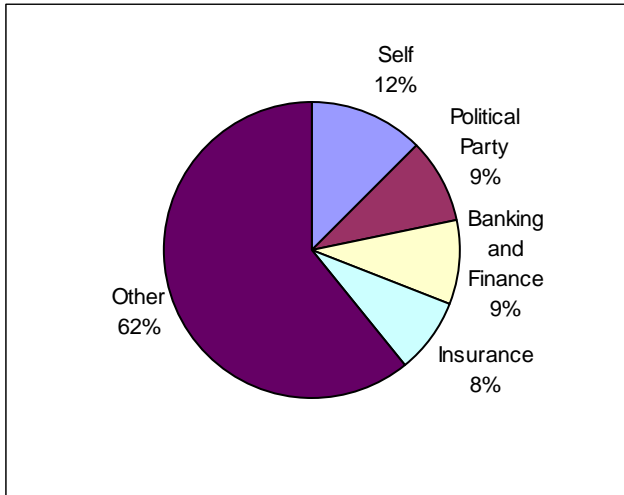
Opponent:

See Index

32nd District

Raised per vote:	\$1.82
Spent per vote:	\$1.49

Amount of total from contributions <\$100:	\$ 1,204 (9%)
Amount of total from contributions >\$500:	\$ 3,500 (26%)
Amount of total contributions identified:	\$ 12,091 (91%)



Special Interest Blocks

Tort reform	52%
Polluter	31%
Progressive	6%
Anti-sin tax	2%

Delegate Art Ashley (D)

32nd District

Kanawha

Occupation: Businessman

Number of votes: 7,237 (13%)
 Reported beginning balance: \$0
 Total contributions: \$21,066
 % raised during primary: 23%
 Total expenditures: \$19,617
 Reported ending balance: \$0

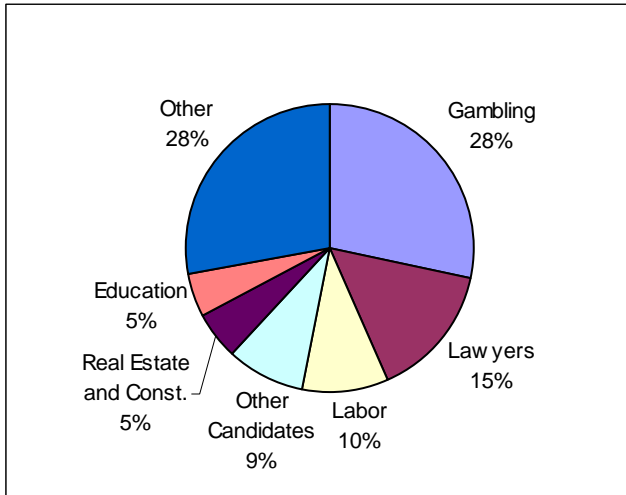
Opponent:

See Index

32nd District

Raised per vote: \$2.91
 Spent per vote: \$2.71

Amount of total from contributions <\$100: \$ 1,029 (5%)
 Amount of total from contributions >\$500: \$ 7,750 (37%)
 Amount of total contributions identified: \$ 19,118 (91%)



Special Interest Blocks

Tort reform	22%
Polluter	11%
Progressive	24%
Anti-sin tax	29%

Delegate Tom Azinger (R)

10th District

Wood

Occupation: Insurance Agent

Number of votes:	7,531 (20%)
Reported beginning balance:	\$0
Total contributions:	\$8,488
% raised during primary:	27%
Total expenditures:	\$6,432
Reported ending balance:	\$2,056

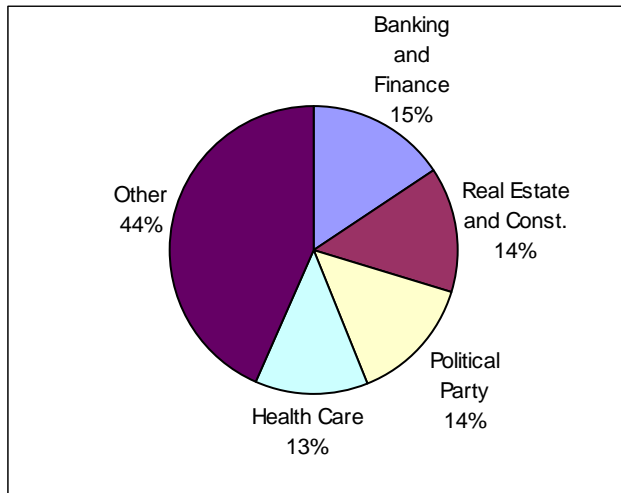
Opponent:

See Index

10th District

Raised per vote:	\$1.13
Spent per vote:	\$0.85

Amount of total from contributions <\$100:	\$ 730 (9%)
Amount of total from contributions >\$500:	\$ 2,500 (29%)
Amount of total contributions identified:	\$ 7,750 (91%)



Special Interest Blocks

Tort reform	68%
Polluter	40%
Progressive	0%
Anti-sin tax	0%

Delegate J. D. Beane (D)

Chair, Insurance

10th District

Wood

Occupation: Lawyer

Number of votes:	8,290 (22%)
Reported beginning balance:	\$0
Total contributions:	\$34,126
% raised during primary:	65%
Total expenditures:	\$19,987
Reported ending balance:	\$13,654

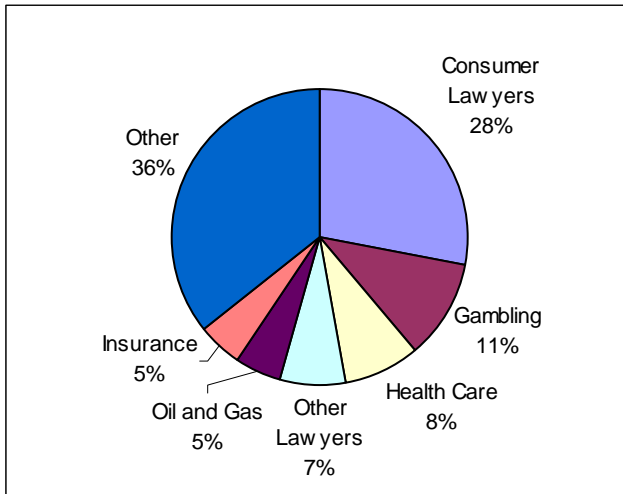
Opponent:

See Index

10th District

Raised per vote:	\$4.12
Spent per vote:	\$2.41

Amount of total from contributions <\$100:	\$ 985 (3%)
Amount of total from contributions >\$500:	\$ 16,500 (48%)
Amount of total contributions identified:	\$ 32,455 (95%)



Special Interest Blocks

Tort reform	45%
Polluter	19%
Progressive	33%
Anti-sin tax	18%

Delegate Brent Boggs (D)

Vice-Chair, Agriculture & Natural Resources

34th District

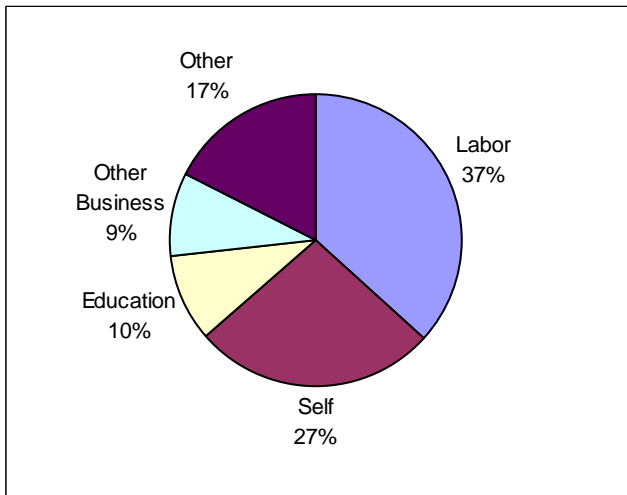
Braxton, Gilmer

Occupation: Railroad Engineer

Number of votes:	3,608 (82%)
Reported beginning balance:	\$0
Total contributions:	\$15,016
% raised during primary:	45%
Total expenditures:	\$10,000
Reported ending balance:	\$2,950
Raised per vote:	\$4.16
Spent per vote:	\$2.77

Opponent: Alfred Lipps (R)	
Votes:	779 (18%)
Total contributions:	\$459
Total expenditures:	\$459
Raised per vote:	\$0.59
Spent per vote:	\$0.59

Amount of total from contributions <\$100:	\$ 375 (2%)
Amount of total from contributions >\$500:	\$ 5,500 (37%)
Amount of total contributions identified:	\$ 13,250 (88%)



Special Interest Blocks

Tort reform	14%
Polluter	<1%
Progressive	51%
Anti-sin tax	0%

Delegate Larry Border (R)

9th District

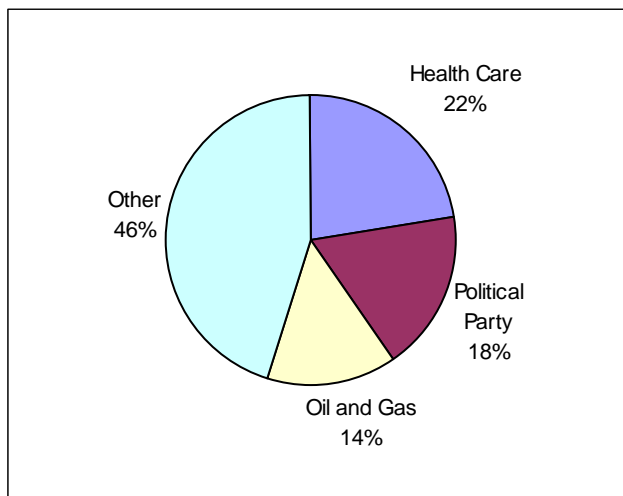
Wood, Wirt

Occupation: Businessman

Number of votes:	2,624 (57%)
Reported beginning balance:	\$410
Total contributions:	\$7,590
% raised during primary:	25%
Total expenditures:	\$4,605
Reported ending balance:	\$2,985
Raised per vote:	\$2.89
Spent per vote:	\$1.75

Opponents:	
Sharon Maloney (D)	Jim Marion (I)
Votes: 1,614 (35%)	380 (8%)
Contributions: \$4,282	\$1,211
Expenditures: \$4,282	\$1,211
Raised/vote: \$2.65	\$3.18
Spent/vote: \$2.65	\$3.18

Amount of total from contributions <\$100:	\$ 630 (8%)
Amount of total from contributions >\$500:	\$ 2,000 (26%)
Amount of total contributions identified:	\$ 6,225 (82%)



Special Interest Blocks

Tort reform	69%
Polluter	40%
Progressive	0%
Anti-sin tax	3%

Delegate Greg Butcher (D)

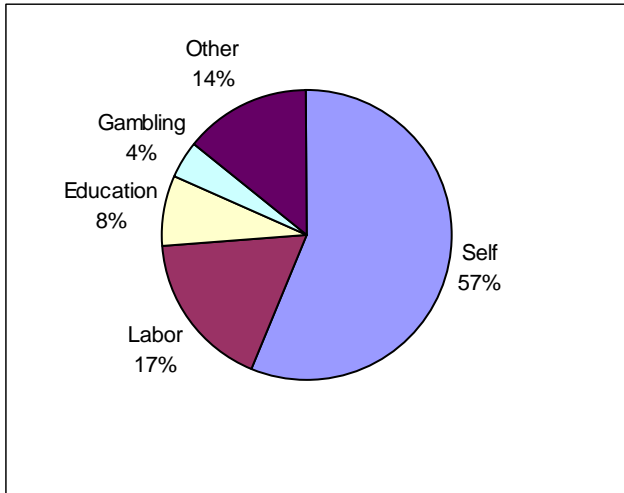
20th District

Boone, Lincoln, Logan Occupation: Coal Miner

Number of votes:	6,800 (23%)
Reported beginning balance:	\$0
Total contributions:	\$15,603
% raised during primary:	66%
Total expenditures:	\$12,100
Reported ending balance:	\$2,204
Raised per vote:	\$2.29
Spent per vote:	\$1.78

Opponent: Janice Stone (R)	
Votes:	3,350 (11%)
Total contributions:	\$2,327
Total expenditures:	\$2,327
Raised per vote:	\$0.69
Spent per vote:	\$0.69

Amount of total from contributions <\$100:	\$ 125 (1%)
Amount of total from contributions >\$500:	\$ 3,959 (25%)
Amount of total contributions identified:	\$ 15,478 (99%)



Special Interest Blocks

Tort reform	7%
Polluter	2%
Progressive	26%
Anti-sin tax	4%

Delegate Thomas Campbell (D)
 Vice-Chair, House Political Subdivisions

28th District

Greenbrier

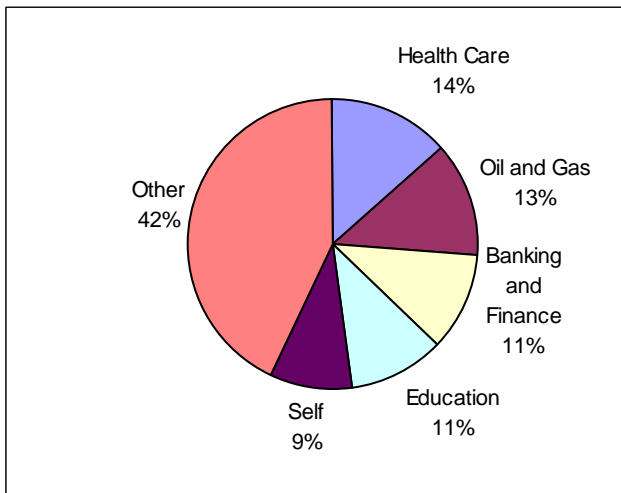
Occupation: Accountant

Number of votes: 4,663 (43%)
 Reported beginning balance: \$93
 Total contributions: \$12,173
 % raised during primary: 60%
 Total expenditures: \$8,868
 Reported ending balance: \$3,305

Raised per vote: \$2.61
 Spent per vote: \$1.90

Opponent: Denny Ray Canterbury, Jr. (R)	
Votes:	2,780 (25%)
Total contributions:	\$4,980
Total expenditures:	\$4,692
Raised per vote:	\$1.79
Spent per vote:	\$1.69

Amount of total from contributions <\$100: \$ 230 (2%)
 Amount of total from contributions >\$500: \$ 4,050 (33%)
 Amount of total contributions identified: \$ 11,700 (96%)



Special Interest Blocks

Tort reform 56%
 Polluter 34%
 Progressive 18%
 Anti-sin tax 10%

Delegate Samuel Cann (D)

Vice-Chair, Banking

41st District

Harrison

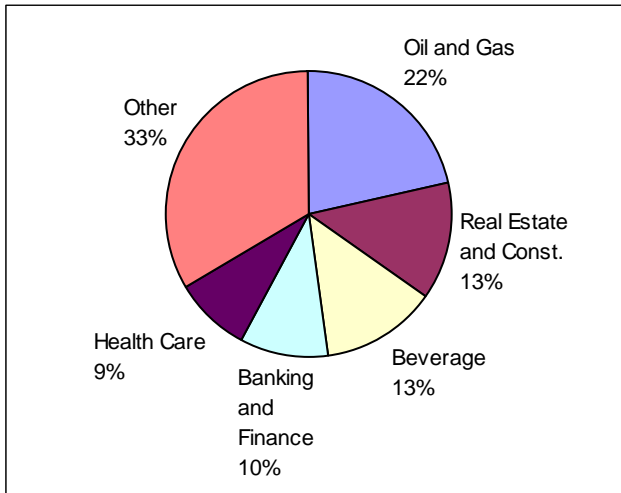
Occupation: Oil & Gas

Number of votes:	11,081 (22%)
Reported beginning balance:	\$8,903
Total contributions:	\$45,153
% raised during primary:	83%
Total expenditures:	\$29,686
Reported ending balance:	\$14,883
Raised per vote:	\$4.07
Spent per vote:	\$2.68

Opponent: Lynn McEldowney (R)

Votes:	8,621 (17%)
Total contributions:	\$20,712
Total expenditures:	\$19,985
Raised per vote:	\$2.41
Spent per vote:	\$2.32

Amount of total from contributions <\$100:	\$ 883 (2%)
Amount of total from contributions >\$500:	\$ 6,000 (13%)
Amount of total contributions identified:	\$ 32,950 (73%)



Special Interest Blocks

Tort reform	84%
Polluter	56%
Progressive	6%
Anti-sin tax	14%

Delegate Shelley Moore Capito (R)

30th District

Kanawha

Occupation: Counselor

Number of votes: 14,198 (9%)
 Reported beginning balance: \$6,516
 Total contributions: \$43,489
 % raised during primary: 22%
 Total expenditures: \$35,418
 Reported ending balance: \$8,071

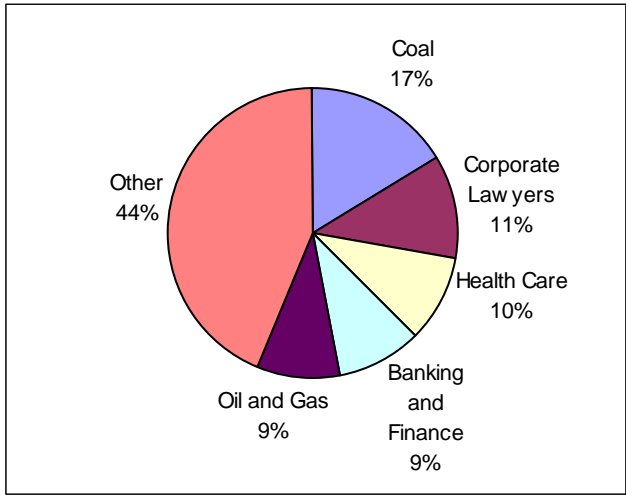
Opponent:

See Index

30th District

Raised per vote: \$3.06
 Spent per vote: \$2.49

Amount of total from contributions <\$100: \$ 1,655 (4%)
 Amount of total from contributions >\$500: \$ 13,000 (30%)
 Amount of total contributions identified: \$ 32,700 (75%)



Special Interest Blocks

Tort reform	74%
Polluter	42%
Progressive	4%
Anti-sin tax	3%

Delegate Michael Caputo (D)

43rd District

Marion

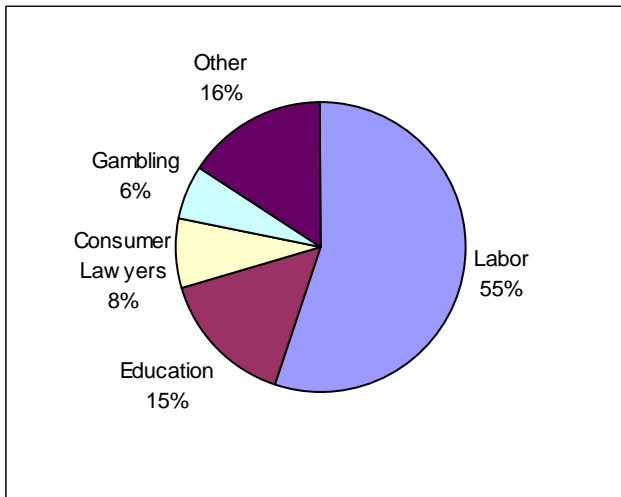
Occupation: Coal Miner

Number of votes: 8,724 (29%)
 Reported beginning balance: \$699
 Total contributions: \$18,359
 % raised during primary: 84%
 Total expenditures: \$15,321
 Reported ending balance: \$3,038

Raised per vote: \$2.10
 Spent per vote: \$1.76

Opponents:	
John Kennedy(R)	David Croft(L)
Votes: 4,298 (14%)	1,053 (3%)
Contributions: \$75	\$78
Expenditures: \$75	\$78
Raised/vote: \$0.02	\$0.07
Spent/vote: \$0.02	\$0.07

Amount of total from contributions <\$100: \$ 3,510 (19%)
 Amount of total from contributions >\$500: \$ 5,900 (32%)
 Amount of total contributions identified: \$ 14,100 (77%)



Special Interest Blocks

Tort reform	8%
Polluter	<1%
Progressive	78%
Anti-sin tax	9%

Delegate Tom Coleman (D)

42nd District

Taylor, Marion, Monongalia Occupation: Oil & Gas

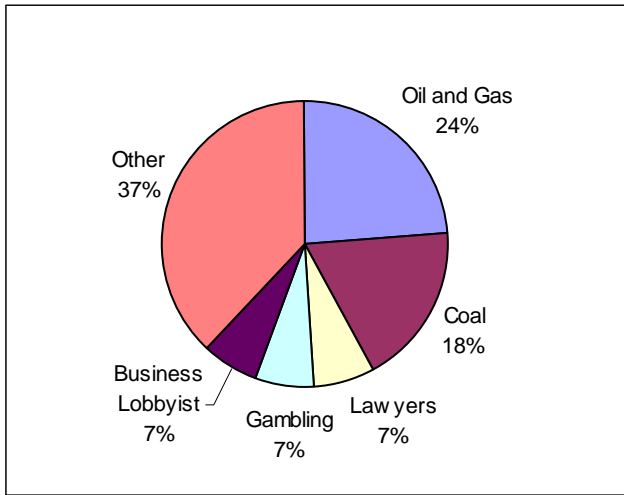
Number of votes:	3,508 (100%)
Reported beginning balance:	\$0
Total contributions:	\$10,825
% raised during primary:	91%
Total expenditures:	\$8,890
Reported ending balance:	\$1,935

Opponent:

Unopposed in general election.

Raised per vote:	\$3.09
Spent per vote:	\$2.53

Amount of total from contributions <\$100:	\$ 625 (6%)
Amount of total from contributions >\$500:	\$ 600 (6%)
Amount of total contributions identified:	\$ 10,000 (92%)



Special Interest Blocks

Tort reform	85%
Polluter	59%
Progressive	5%
Anti-sin tax	12%

Delegate David "O. B." Collins (D)

Vice-Chair, Government Organization

46th District

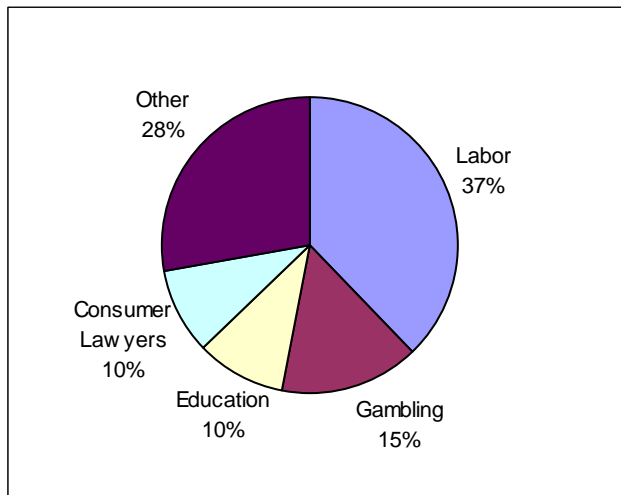
Preston, Tucker

Occupation: Coal Miner

Number of votes:	2,287 (51%)
Reported beginning balance:	\$0
Total contributions:	\$13,524
% raised during primary:	35%
Total expenditures:	\$11,278
Reported ending balance:	\$3,302
Raised per vote:	\$5.91
Spent per vote:	\$4.93

Opponent: Doris Bonner (R)		
Votes:	2,187 (49%)	
Total contributions:	\$2,925	
Total expenditures:	\$2,556	
Raised per vote:	\$1.34	
Spent per vote:	\$1.17	

Amount of total from contributions <\$100:	\$ 200 (1%)
Amount of total from contributions >\$500:	\$ 4,900 (36%)
Amount of total contributions identified:	\$ 13,000 (96%)



Special Interest Blocks

Tort reform	21%
Polluter	11%
Progressive	57%
Anti-sin tax	24%

Delegate Mary Pearl Compton (D)

Chair, Health and Human Resources

26th District

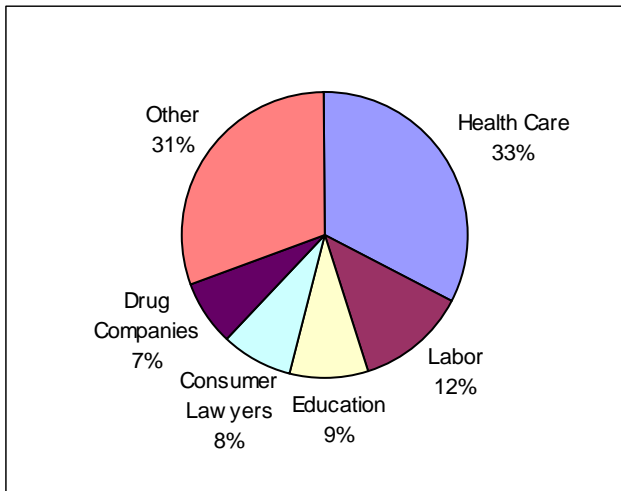
Monroe, Summers

Occupation: Retired Teacher

Number of votes:	2,720 (94%)
Reported beginning balance:	\$8,245
Total contributions:	\$28,243
% raised during primary:	68%
Total expenditures:	\$12,997
Reported ending balance:	\$17,383
Raised per vote:	\$10.38
Spent per vote:	\$4.78

Opponent: Bevie Baker (Write-In)		
Votes:	161	(6%)
Total contributions:	N/A	
Total expenditures:	N/A	
Raised per vote:	N/A	
Spent per vote:	N/A	

Amount of total from contributions <\$100:	\$ 1,805 (6%)
Amount of total from contributions >\$500:	\$ 3,250 (12%)
Amount of total contributions identified:	\$ 17,743 (63%)



Special Interest Blocks

Tort reform	53%
Polluter	3%
Progressive	32%
Anti-sin tax	3%

Delegate Sammy Dalton (D)

20th District

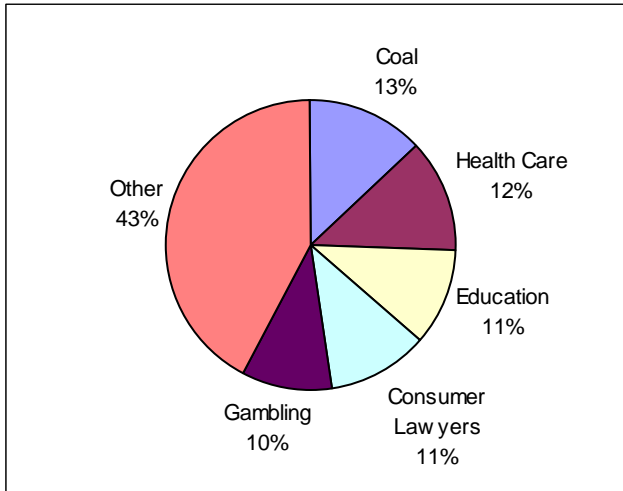
Boone, Lincoln, Logan

Occupation: Educator

Number of votes:	6,907 (23%)
Reported beginning balance:	\$0
Total contributions:	\$12,700
% raised during primary:	78%
Total expenditures:	\$12,700
Reported ending balance:	\$0
Raised per vote:	\$1.84
Spent per vote:	\$1.84

Opponent: Janice Stone (R)	
Votes:	3,350 (11%)
Total contributions:	\$2,327
Total expenditures:	\$2,327
Raised per vote:	\$0.69
Spent per vote:	\$0.69

Amount of total from contributions <\$100:	\$ 300 (2%)
Amount of total from contributions >\$500:	\$ 5,250 (41%)
Amount of total contributions identified:	\$ 11,400 (90%)



Special Interest Blocks

Tort reform	49%
Polluter	28%
Progressive	22%
Anti-sin tax	14%

Delegate Jerry "Mike" Damron (D)

17th District

Wayne

Occupation: Bus Driver

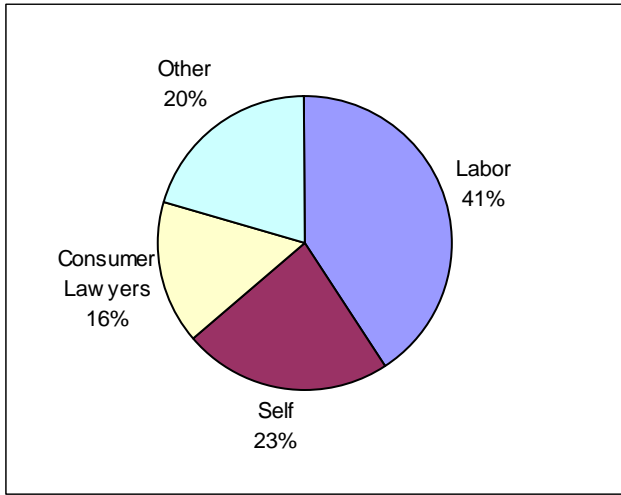
Number of votes:	2,522 (100%)
Reported beginning balance:	\$166
Total contributions:	\$2,416
% raised during primary:	67%
Total expenditures:	\$2,018
Reported ending balance:	\$347

Opponent:

Unopposed in primary and general elections.

Raised per vote:	\$0.96
Spent per vote:	\$0.80

Amount of total from contributions <\$100:	\$ 50 (2%)
Amount of total from contributions >\$500:	\$ 500 (20%)
Amount of total contributions identified:	\$ 2,200 (91%)



Special Interest Blocks

Tort reform	11%
Polluter	7%
Progressive	41%
Anti-sin tax	0%

Delegate Jeffery Davis (D)

1st District

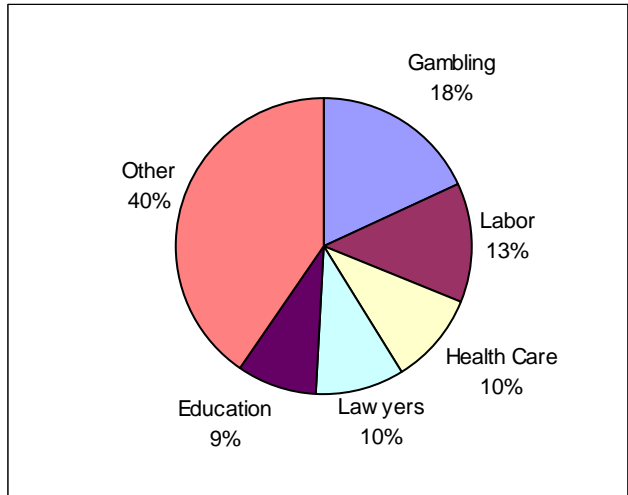
Hancock, Brooke Occupation: Businessman

Number of votes: 6,333 (37%)
 Reported beginning balance: \$265
 Total contributions: \$11,701
 % raised during primary: 53%
 Total expenditures: \$10,926
 Reported ending balance: \$775

Raised per vote: \$1.85
 Spent per vote: \$1.73

Opponents:	
Pat Chaney (R)	Brian Vossen (R)
Votes: 2,160 (13%)	3,583 (21%)
Contributions: \$76	\$8,394
Expenditures: \$76	\$8,394
Raised/vote: \$0.04	\$2.34
Spent/vote: \$0.04	\$2.34

Amount of total from contributions <\$100: \$ 128 (1%)
 Amount of total from contributions >\$500: \$ 3,000 (26%)
 Amount of total contributions identified: \$ 11,300 (97%)



Special Interest Blocks

Tort reform	45%
Polluter	24%
Progressive	26%
Anti-sin tax	29%

Delegate Tracey Dempsey (D)

20th District

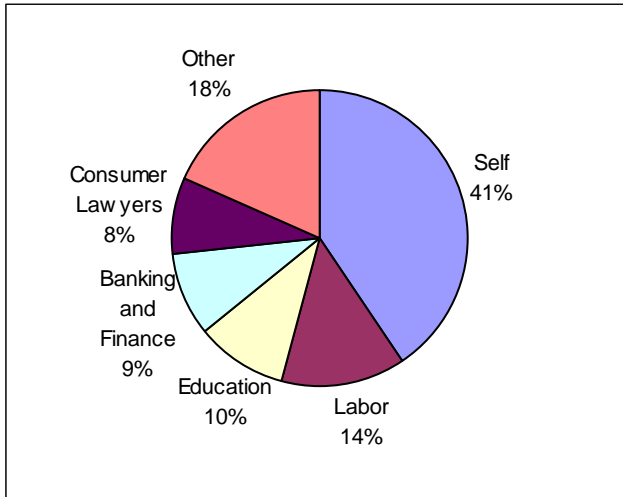
Boone, Lincoln, Logan

Occupation: Educator

Number of votes:	6,989 (24%)
Reported beginning balance:	\$0
Total contributions:	\$12,259
% raised during primary:	71%
Total expenditures:	\$8,642
Reported ending balance:	\$0
Raised per vote:	\$1.75
Spent per vote:	\$1.24

Opponent: Janice Stone (R)	
Votes:	3,350 (11%)
Total contributions:	\$2,327
Total expenditures:	\$2,327
Raised per vote:	\$0.69
Spent per vote:	\$0.69

Amount of total from contributions <\$100:	\$ 125 (1%)
Amount of total from contributions >\$500:	\$ 2,500 (20%)
Amount of total contributions identified:	\$ 12,184 (99%)



Special Interest Blocks

Tort reform	12%
Polluter	1%
Progressive	32%
Anti-sin tax	2%

Delegate Vicki Douglas (D)

Chair, Government Organization

52nd District

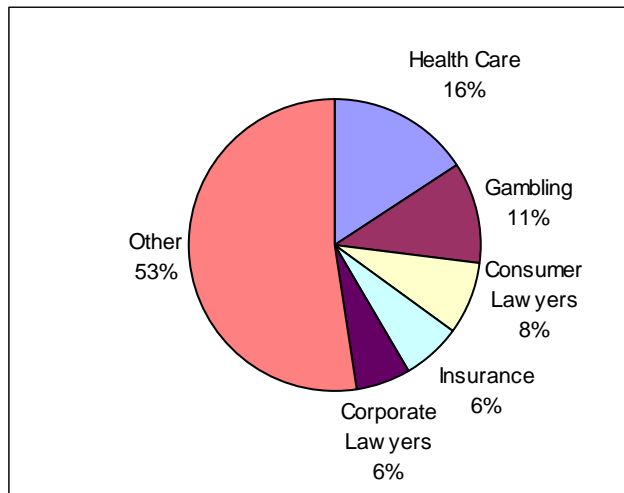
Berkeley

Occupation: Educator

Number of votes:	2,714 (68%)
Reported beginning balance:	\$7,255
Total contributions:	\$30,799
% raised during primary:	46%
Total expenditures:	\$11,621
Reported ending balance:	\$18,780
Raised per vote:	\$11.35
Spent per vote:	\$4.28

Opponent: G. Kimber White (R)	
Votes:	1,260 (32%)
Total contributions:	\$2,470
Total expenditures:	\$2,511
Raised per vote:	\$1.96
Spent per vote:	\$1.99

Amount of total from contributions <\$100:	\$ 2,253 (7%)
Amount of total from contributions >\$500:	\$ 2,500 (8%)
Amount of total contributions identified:	\$ 21,549 (70%)



Special Interest Blocks

Tort reform	56%
Polluter	23%
Progressive	15%
Anti-sin tax	14%

Delegate John Doyle (D)

Vice-Chair, Finance

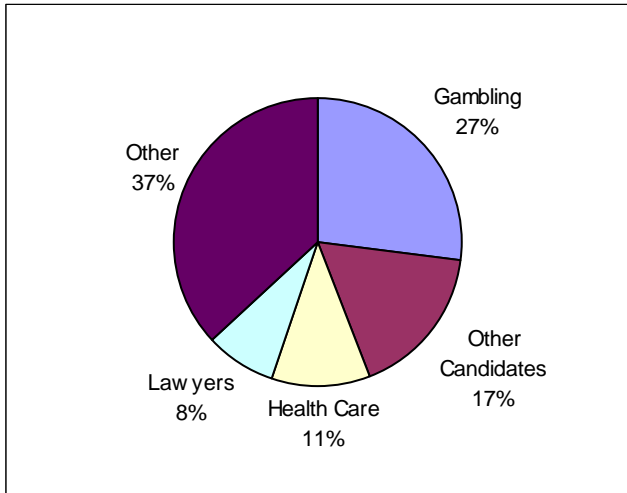
55th District

Jefferson Occupation: Radio Personality

Number of votes:	2,388 (62%)
Reported beginning balance:	\$10
Total contributions:	\$16,280
% raised during primary:	14%
Total expenditures:	\$13,103
Reported ending balance:	\$3,177
Raised per vote:	\$6.82
Spent per vote:	\$5.49

Opponent: David Woods (R)	
Votes:	1,484 (38%)
Total contributions:	\$7,798
Total expenditures:	\$8,008
Raised per vote:	\$5.25
Spent per vote:	\$5.40

Amount of total from contributions <\$100:	\$ 1,880 (12%)
Amount of total from contributions >\$500:	\$ 5,500 (34%)
Amount of total contributions identified:	\$ 14,995 (92%)



Special Interest Blocks

Tort reform	29%
Polluter	13%
Progressive	11%
Anti-sin tax	32%

Delegate Timothy Ennis (D)

2nd District

Brooke, Ohio

Occupation: Bus Driver

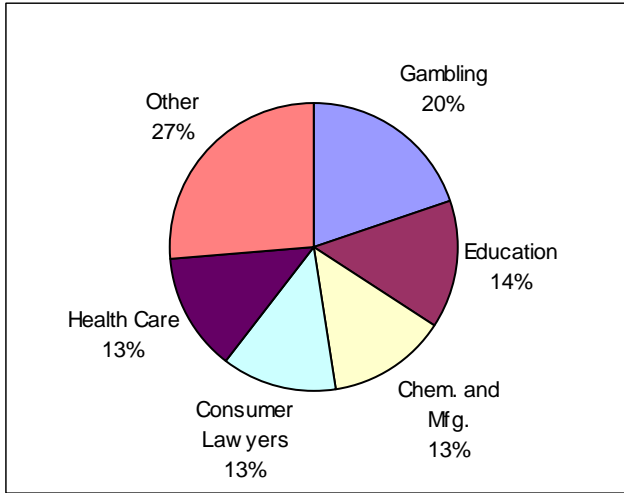
Number of votes: 5,388 (51%)
 Reported beginning balance: \$1,570
 Total contributions: \$5,440
 % raised during primary: 86%
 Total expenditures: \$3,827
 Reported ending balance: \$1,613

Opponent:

Unopposed in general election.

Raised per vote: \$1.01
 Spent per vote: \$0.71

Amount of total from contributions <\$100: \$ 70 (4%)
 Amount of total from contributions >\$500: \$ 1,000 (19%)
 Amount of total contributions identified: \$ 3,800 (70%)



Special Interest Blocks

Tort reform	50%
Polluter	29%
Progressive	28%
Anti-sin tax	20%

Delegate Allen Evans (R)

48th District

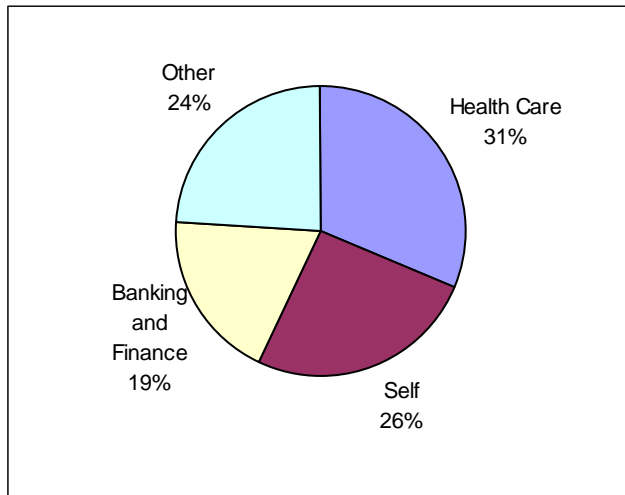
Grant, Mineral, Pendleton Occupation: Poultry Farmer

Number of votes: 4,033 (100%)
Reported beginning balance: \$239
Total contributions: \$6,910
% raised during primary: 81%
Total expenditures: \$7,507
Reported ending balance: \$0

Opponent:
Unopposed in general election.

Raised per vote: \$1.71
Spent per vote: \$1.86

Amount of total from contributions <\$100: \$ 50 (1%)
Amount of total from contributions >\$500: \$ 2,500 (36%)
Amount of total contributions identified: \$ 4,771 (69%)



Special Interest Blocks

Tort reform	55%
Polluter	15%
Progressive	2%
Anti-sin tax	4%

Delegate Richard Everson (D)

Vice-Chair, Roads and Transportation Committee

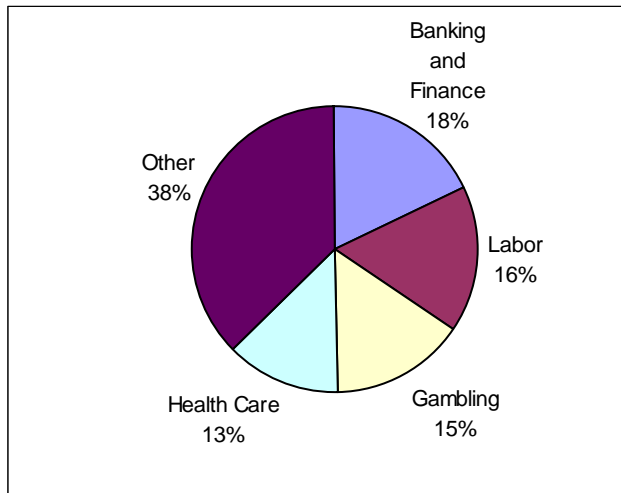
40th District

Barbour, Upshur Occupation: Businessman

Number of votes:	2,990 (63%)
Reported beginning balance:	\$0
Total contributions:	\$5,275
% raised during primary:	30%
Total expenditures:	\$4,468
Reported ending balance:	\$782
Raised per vote:	\$1.76
Spent per vote:	\$1.49

Opponents:	
Carolyn Dolly (R) David Wolfe (L)	
Votes: 1,590 (33%)	176 (4%)
Contributions: \$9,768	\$340
Expenditures: \$9,768	\$340
Raised/vote: \$6.14	\$1.93
Spent/vote: \$6.14	\$1.93

Amount of total from contributions <\$100:	\$ 175 (3%)
Amount of total from contributions >\$500:	\$ 500 (9%)
Amount of total contributions identified:	\$ 4,950 (94%)



Special Interest Blocks

Tort reform	51%
Polluter	24%
Progressive	16%
Anti-sin tax	17%

Delegate Karen Facemyer (R)

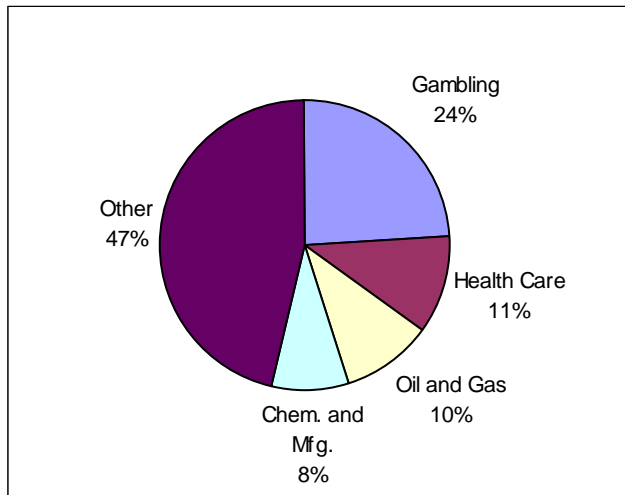
12th District

Jackson Occupation: Lumber Co. Owner

Number of votes:	3,033 (57%)
Reported beginning balance:	\$1,393
Total contributions:	\$25,225
% raised during primary:	22%
Total expenditures:	\$22,329
Reported ending balance:	\$2,534
Raised per vote:	\$8.32
Spent per vote:	\$7.36

Opponent: Carroll Jett (D)	
Votes:	2,296 (43%)
Total contributions:	\$9,284
Total expenditures:	\$8,507
Raised per vote:	\$4.04
Spent per vote:	\$3.71

Amount of total from contributions <\$100:	\$ 1,916 (8%)
Amount of total from contributions >\$500:	\$ 8,250 (33%)
Amount of total contributions identified:	\$ 22,954 (91%)



Special Interest Blocks

Tort reform	55%
Polluter	32%
Progressive	3%
Anti-sin tax	32%

Delegate Larry V. Faircloth (R)

53rd District

Berkeley

Occupation: Real Estate

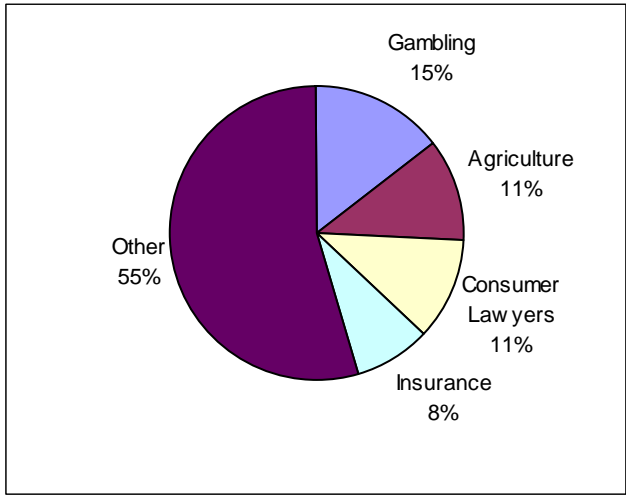
Number of votes: 2,931 (100%)
 Reported beginning balance: \$128
 Total contributions: \$11,753
 % raised during primary: 79%
 Total expenditures: \$6,704
 Reported ending balance: \$5,673

Opponent:

Unopposed in general election.

Raised per vote: \$4.01
 Spent per vote: \$2.29

Amount of total from contributions <\$100: \$ 325 (3%)
 Amount of total from contributions >\$500: \$ 4,500 (38%)
 Amount of total contributions identified: \$ 11,250 (96%)



Special Interest Blocks

Tort reform	49%
Polluter	37%
Progressive	18%
Anti-sin tax	20%


Delegate Joe C. Ferrell (D)

20th District Boone, Lincoln, Logan Occupation: Gray Machines Owner

Number of votes:	5,670 (19%)
Reported beginning balance:	\$0
Total contributions:	\$31,686
% raised during primary:	100%
Total expenditures:	\$31,267
Reported ending balance:	\$419
Raised per vote:	\$5.59
Spent per vote:	\$5.51

Opponent: Janice Stone (R)	
Votes:	3,350 (11%)
Total contributions:	\$2,327
Total expenditures:	\$2,327
Raised per vote:	\$0.69
Spent per vote:	\$0.69

Amount of total from contributions <\$100:	N/A
Amount of total from contributions >\$500:	N/A
Amount of total contributions identified:	\$ 31,686 (100%)



Special Interest Blocks

Tort reform	100%
Polluter	0%
Progressive	0%
Anti-sin tax	100%

Delegate Richard D. Flanigan (D)

25th District

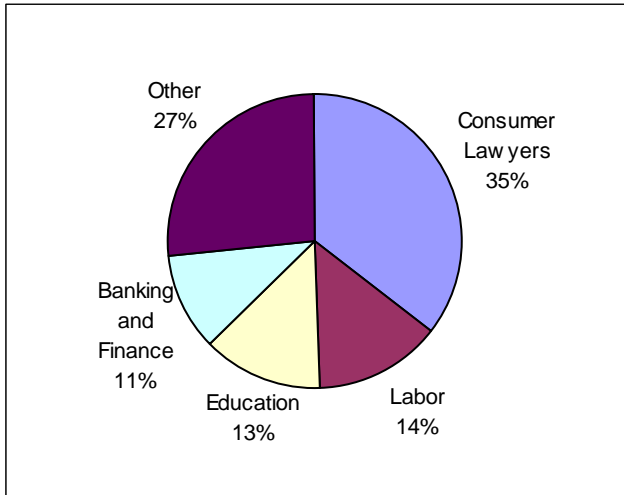
Mercer

Occupation: Public Employee

Number of votes:	4,059 (38%)
Reported beginning balance:	\$0
Total contributions:	\$9,952
% raised during primary:	54%
Total expenditures:	\$9,384
Reported ending balance:	\$629
 Raised per vote:	 \$2.45
Spent per vote:	\$2.31

Opponent: Benjean Rapp (R)	
Votes:	2,389 (22%)
Total contributions:	\$1,354
Total expenditures:	\$1,325
 Raised per vote:	 \$0.57
Spent per vote:	\$0.55

Amount of total from contributions <\$100:	\$ 302 (3%)
Amount of total from contributions >\$500:	\$ 3,500 (35%)
Amount of total contributions identified:	\$ 9,600 (96%)



Special Interest Blocks

Tort reform	13%
Polluter	0%
Progressive	63%
Anti-sin tax	0%

Delegate Barbara Fleischauer (D)

Chair, Constitutional Revision Committee

44th District

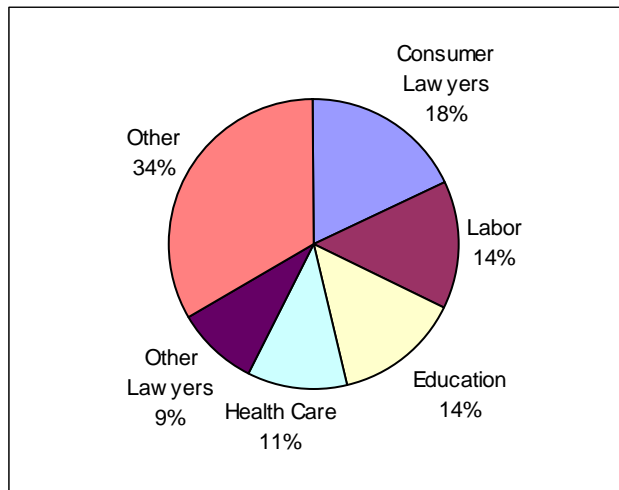
Monongalia

Occupation: Lawyer

Number of votes: 7,697 (15%)
Reported beginning balance: \$2,119
Total contributions: \$42,327
% raised during primary: 58%
Total expenditures: \$36,080
Reported ending balance: \$3,610

Raised per vote: \$5.50
Spent per vote: \$4.69

Amount of total from contributions <\$100: \$ 8,938 (21%)
Amount of total from contributions >\$500: \$ 8,000 (19%)
Amount of total contributions identified: \$ 30,558 (72%)



Special Interest Blocks

Tort reform 23%
Polluter 3%
Progressive 52%
Anti-sin tax 5%

Delegate Sheirl Fletcher (R)

44th District

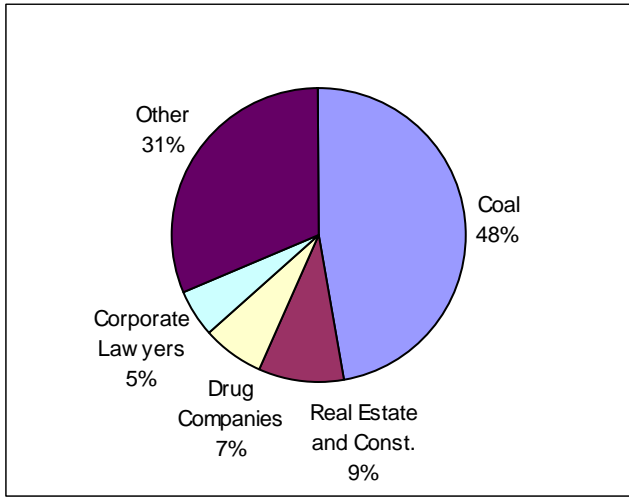
Monongalia

Number of votes: 7,863 (15%)
Reported beginning balance: \$7,655
Total contributions: \$64,051
% raised during primary: 16%
Total expenditures: \$61,126
Reported ending balance: \$2,277

Opponent:
See Index
44th District

Raised per vote: \$8.15
Spent per vote: \$7.77

Amount of total from contributions <\$100: \$ 4,520 (7%)
Amount of total from contributions >\$500: \$ 21,250 (33%)
Amount of total contributions identified: \$ 31,050 (48%)



Special Interest Blocks

Tort reform 90%
Polluter 69%
Progressive <1%
Anti-sin tax 4%

Delegate Eustace Frederick (D)

Vice-Chair, House Committee on Veterans Affairs

24th District

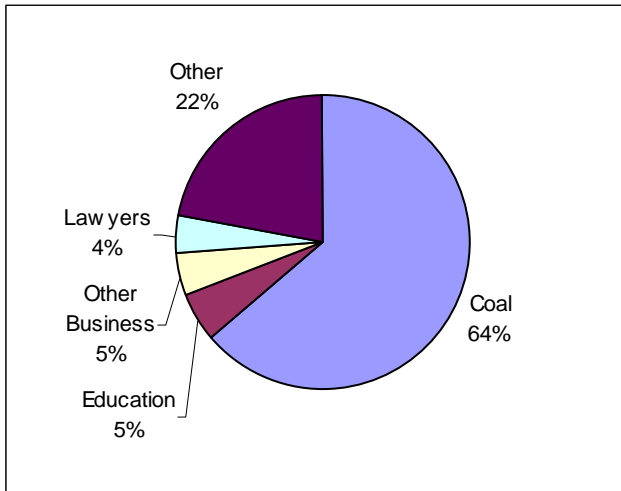
Mercer

Occupation: Coal Industry

Number of votes:	2,454 (74%)
Reported beginning balance:	\$0
Total contributions:	\$32,645
% raised during primary:	64%
Total expenditures:	\$11,343
Reported ending balance:	\$21,302
Raised per vote:	\$13.30
Spent per vote:	\$4.62

Opponent: Dick Mitchem (R)	
Votes:	874 (26%)
Total contributions:	\$8,616
Total expenditures:	\$6,867
Raised per vote:	\$9.86
Spent per vote:	\$7.86

Amount of total from contributions <\$100:	\$ 1,281 (4%)
Amount of total from contributions >\$500:	\$ 14,500 (44%)
Amount of total contributions identified:	\$ 23,700 (73%)



Special Interest Blocks

Tort reform	86%
Polluter	74%
Progressive	7%
Anti-sin tax	2%

Delegate Roy Givens (D)

Chair, Committee on Veterans Affairs

2nd District

Brooke, Ohio

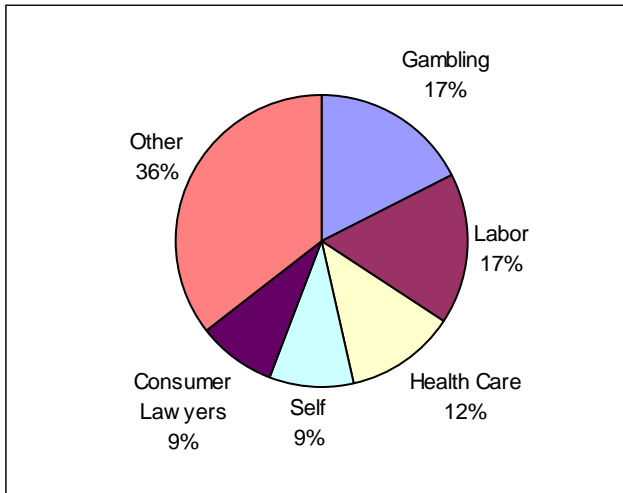
Occupation: Retired

Number of votes:	5,222 (49%)
Reported beginning balance:	\$320
Total contributions:	\$9,227
% raised during primary:	84%
Total expenditures:	\$5,958
Reported ending balance:	\$2,322

Opponent:
Unopposed in general election.

Raised per vote:	\$1.77
Spent per vote:	\$1.14

Amount of total from contributions <\$100:	\$ 360 (4%)
Amount of total from contributions >\$500:	\$ 1,500 (16%)
Amount of total contributions identified:	\$ 8,600 (93%)



Special Interest Blocks

Tort reform	40%
Polluter	21%
Progressive	32%
Anti-sin tax	20%

Delegate Mike Hall (R)

14th District

Mason, Putnam

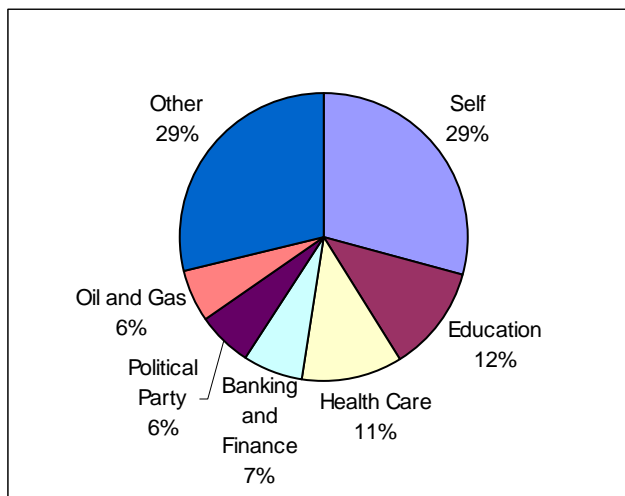
Occupation: Insurance

Number of votes: 5,689 (28%)
 Reported beginning balance: \$1,208
 Total contributions: \$20,151
 % raised during primary: 35%
 Total expenditures: \$20,151
 Reported ending balance: \$0

Raised per vote: \$3.54
 Spent per vote: \$2.56

Opponents:	
Phil Stowers (D)	Dan Cook (D)
Votes: 4,981 (24%)	4,114 (20%)
Contributions: \$107,189	\$17,698
Expenditures: \$102,953	\$17,698
Raised/vote: \$21.51	\$4.30
Spent/vote: \$20.67	\$4.30

Amount of total from contributions <\$100: \$ 565 (3%)
 Amount of total from contributions >\$500: \$ 6,217 (32%)
 Amount of total contributions identified: \$ 16,869 (84%)



Special Interest Blocks

Tort reform	40%
Polluter	20%
Progressive	15%
Anti-sin tax	3%

Delegate Steve Harrison (R)

32nd District

Kanawha

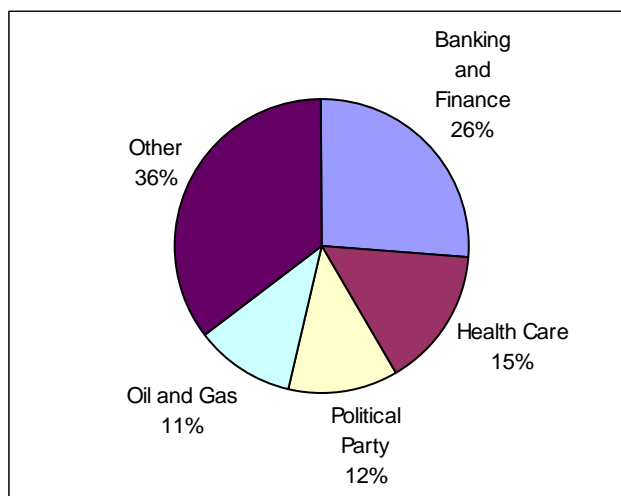
Occupation: Banker

Number of votes: 8,828 (16%)
Reported beginning balance: \$0
Total contributions: \$9,920
% raised during primary: 36%
Total expenditures: \$8,026
Reported ending balance: \$1,027

Raised per vote: \$1.12
Spent per vote: \$0.91

Opponent:
See Index
32nd District

Amount of total from contributions <\$100: \$ 180 (2%)
Amount of total from contributions >\$500: \$ 2,500 (25%)
Amount of total contributions identified: \$ 8,306 (84%)



Special Interest Blocks

Tort reform	52%
Polluter	26%
Progressive	0%
Anti-sin tax	0%

Delegate Barbara Hatfield (D)

30th District

Kanawha

Occupation: Nurse

Number of votes:	13,538 (9%)
Reported beginning balance:	\$0
Total contributions:	\$23,365
% raised during primary:	47%
Total expenditures:	\$22,458
Reported ending balance:	\$898

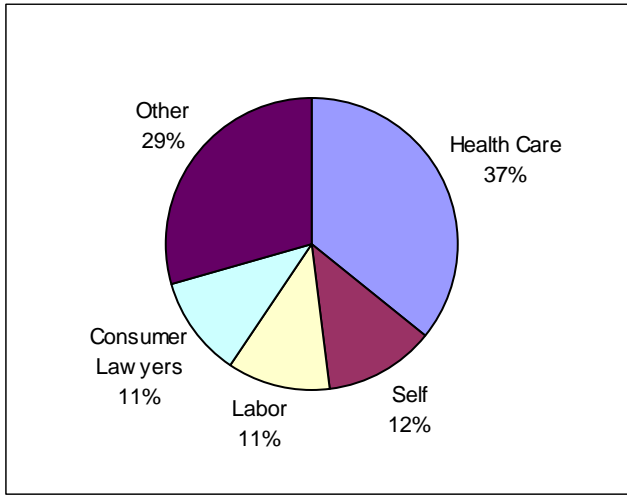
Opponent:

See Index

30th District

Raised per vote:	\$1.72
Spent per vote:	\$1.66

Amount of total from contributions <\$100:	\$ 2,650 (11%)
Amount of total from contributions >\$500:	\$ 7,000 (30%)
Amount of total contributions identified:	\$ 18,830 (81%)



Special Interest Blocks

Tort reform	41%
Polluter	2%
Progressive	28%
Anti-sin tax	5%

Delegate Oscar Hines (D)

11th District

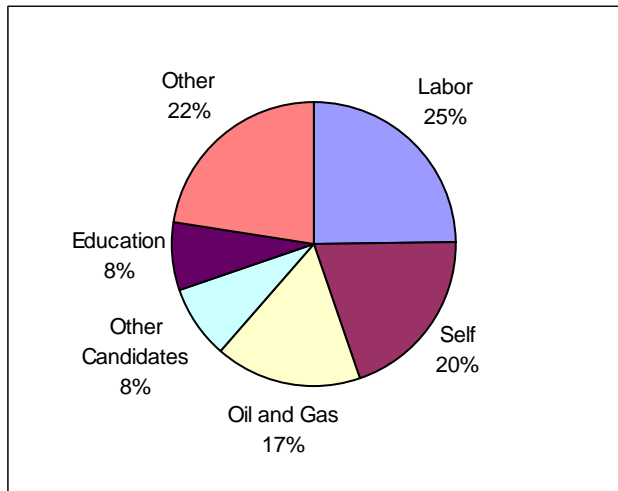
Roane, Jackson

Occupation: Lawyer

Number of votes:	2,641 (53%)
Reported beginning balance:	\$0
Total contributions:	\$17,763
% raised during primary:	21%
Total expenditures:	\$16,933
Reported ending balance:	\$0
Raised per vote:	\$6.73
Spent per vote:	\$6.41

Opponent: Bob Ashley (R)	
Votes:	2,343 (47%)
Total contributions:	\$20,722
Total expenditures:	\$14,420
Raised per vote:	\$8.84
Spent per vote:	\$6.15

Amount of total from contributions <\$100:	\$ 2,162 (12%)
Amount of total from contributions >\$500:	\$ 6,600 (37%)
Amount of total contributions identified:	\$ 12,843 (72%)



Special Interest Blocks

Tort reform	23%
Polluter	20%
Progressive	35%
Anti-sin tax	2%

Delegate Nancy Houston (D)

44th District

Monongalia

Number of votes:	7,875 (15%)
Reported beginning balance:	\$0
Total contributions:	\$18,669
% raised during primary:	65%
Total expenditures:	\$18,649
Reported ending balance:	\$20

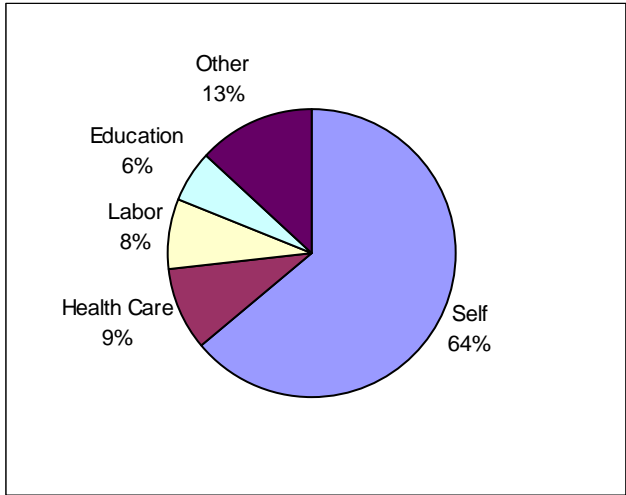
Opponent:

See Index

44th District

Raised per vote:	\$2.37
Spent per vote:	\$2.37

Amount of total from contributions <\$100:	\$ 895 (5%)
Amount of total from contributions >\$500:	\$ 3,500 (19%)
Amount of total contributions identified:	\$ 17,250 (92%)



Special Interest Blocks

Tort reform	13%
Polluter	1%
Progressive	14%
Anti-sin tax	<1%

Delegate Susan Hubbard (D)

Vice-Chair, Pensions and Retirement

16th District

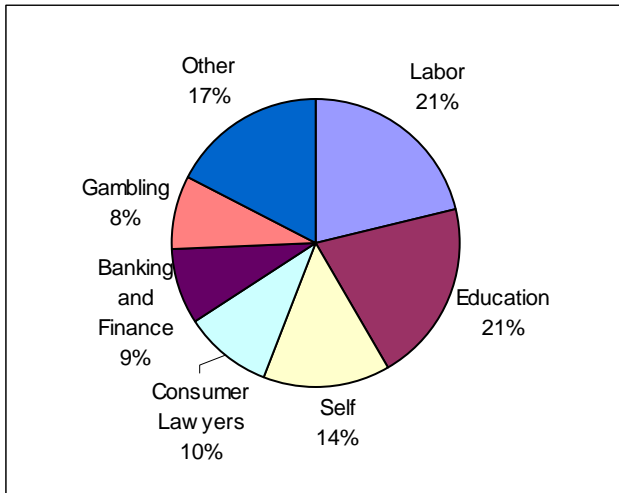
Cabell, Wayne

Occupation: Education

Number of votes:	5,338 (21%)
Reported beginning balance:	\$0
Total contributions:	\$12,893
% raised during primary:	51%
Total expenditures:	\$7,719
Reported ending balance:	\$5,174
Raised per vote:	\$2.42
Spent per vote:	\$1.45

Opponents:	
Jim Ritter (D)	Bill Winters (R)
Votes: 4,692 (18%)	4,173 (16%)
Contributions: \$7,012	\$5,108
Expenditures: \$3,122	\$2,935
Raised/vote: \$1.49	\$1.22
Spent/vote: \$0.66	\$0.70

Amount of total from contributions <\$100:	\$ 385 (3%)
Amount of total from contributions >\$500:	\$ 3,174 (25%)
Amount of total contributions identified:	\$ 11,758 (91%)



Special Interest Blocks

Tort reform	9%
Polluter	2%
Progressive	57%
Anti-sin tax	9%

Delegate Mark Hunt (D)

31st District

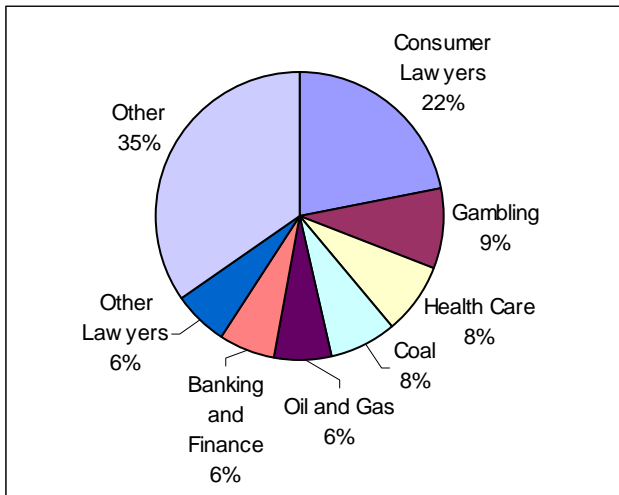
Kanawha

Occupation: Lawyer

Number of votes:	2,292 (89%)
Reported beginning balance:	\$0
Total contributions:	\$24,762
% raised during primary:	73%
Total expenditures:	\$17,373
Reported ending balance:	\$6,797
Raised per vote:	\$10.80
Spent per vote:	\$7.58

Opponent: John Sturgeon (L)	
Votes:	284 (11%)
Total contributions:	\$75
Total expenditures:	\$75
Raised per vote:	\$0.26
Spent per vote:	\$0.26

Amount of total from contributions <\$100:	\$ 1,262 (5%)
Amount of total from contributions >\$500:	\$ 9,000 (36%)
Amount of total contributions identified:	\$ 23,740 (96%)



Special Interest Blocks

Tort reform	42%
Polluter	28%
Progressive	28%
Anti-sin tax	13%

Delegate Tal Hutchins (D)

Vice-Chair, Health and Human Resources

3rd District

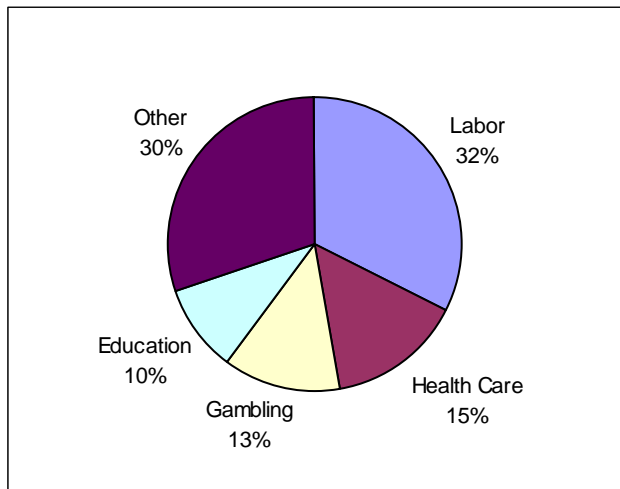
Ohio

Occupation: Education

Number of votes:	4,895 (32%)
Reported beginning balance:	\$0
Total contributions:	\$24,040
% raised during primary:	53%
Total expenditures:	\$6,298
Reported ending balance:	\$17,719
Raised per vote:	\$4.91
Spent per vote:	\$1.29

Opponents:	
S. Dajchak (D)	M. Sheehan (R)
Votes: 2,712 (18%)	3,133 (20%)
Contributions: \$145	\$7,875
Expenditures: \$145	\$6,115
Raised/vote: \$0.05	\$2.51
Spent/vote: \$0.05	\$1.95

Amount of total from contributions <\$100:	\$ 2,048 (9%)
Amount of total from contributions >\$500:	\$ 8,000 (33%)
Amount of total contributions identified:	\$ 20,550 (85%)



Special Interest Blocks

Tort reform	26%
Polluter	4%
Progressive	52%
Anti-sin tax	17%

Delegate Evan Jenkins (D)

16th District

Cabell, Wayne

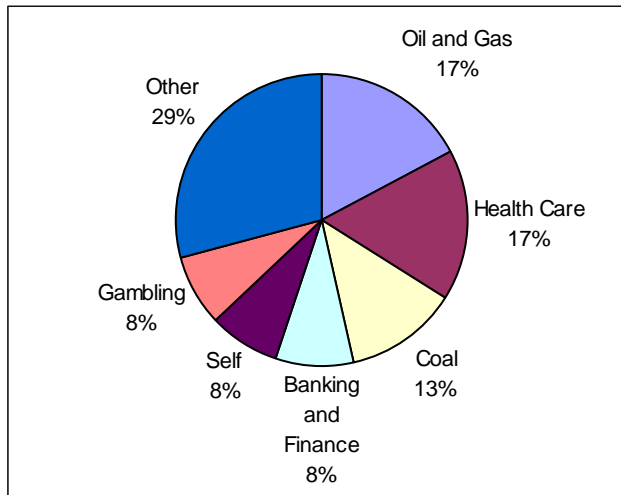
Occupation: Lawyer

Number of votes: 6,168 (24%)
 Reported beginning balance: \$0
 Total contributions: \$14,562
 % raised during primary: 47%
 Total expenditures: \$12,794
 Reported ending balance: \$1,768

Raised per vote: \$2.36
 Spent per vote: \$2.07

Opponents:	
Jim Ritter (D)	Bill Winters (R)
Votes: 4,692 (18%)	4,173 (16%)
Contributions: \$7,012	\$5,108
Expenditures: \$3,122	\$2,935
Raised/vote: \$1.49	\$1.22
Spent/vote: \$0.66	\$0.70

Amount of total from contributions <\$100: \$ 572 (4%)
 Amount of total from contributions >\$500: \$ 1,769 (12%)
 Amount of total contributions identified: \$ 14,190 (97%)



Special Interest Blocks

Tort reform	74%
Polluter	51%
Progressive	1%
Anti-sin tax	11%

Delegate Arley Johnson (D)

15th District

Cabell, Lincoln

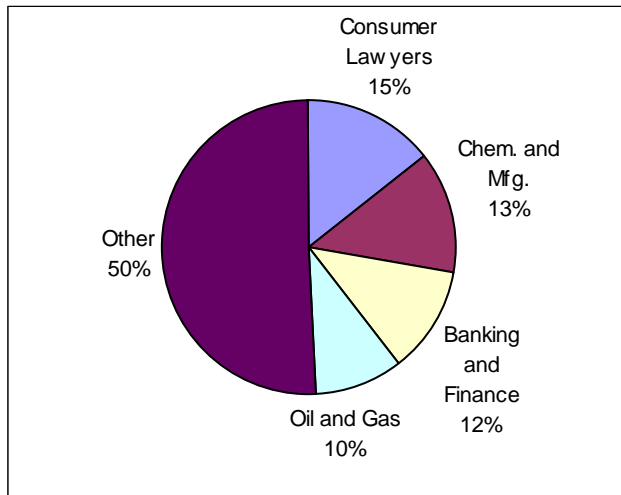
Occupation: Business Executive

Number of votes: 4,944 (23%)
 Reported beginning balance: \$0
 Total contributions: \$10,575
 % raised during primary: 38%
 Total expenditures: \$9,525
 Reported ending balance: \$1,000

Raised per vote: \$2.14
 Spent per vote: \$1.93

Opponents:	
Mark Underwood(D)	T. Rowsey (R)
Votes: 3,903 (18%)	2,468(12%)
Contributions: \$36,674	\$1,328
Expenditures: \$37,448	\$1,328
Raised/vote: \$9.40	\$0.54
Spent/vote: \$9.59	\$0.54

Amount of total from contributions <\$100: \$ 175 (2%)
 Amount of total from contributions >\$500: \$ 3,500 (33%)
 Amount of total contributions identified: \$ 10,300 (97%)



Special Interest Blocks

Tort reform	60%
Polluter	31%
Progressive	15%
Anti-sin tax	23%

Delegate Jerry Kelley (D)

13th District

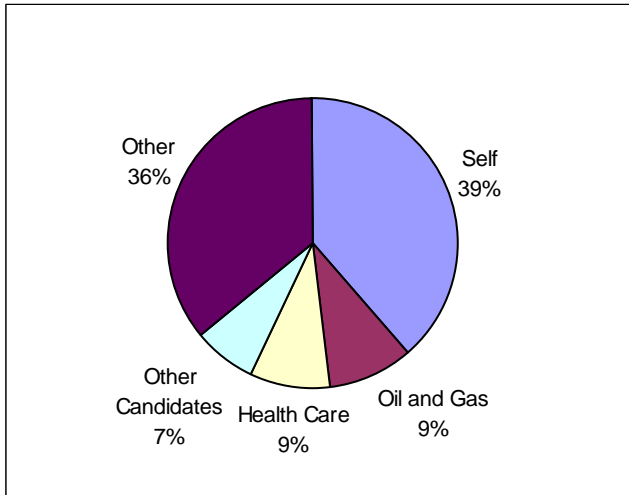
Jackson, Mason, Putnam Occupation: Businessman

Number of votes:	5,745 (36%)
Reported beginning balance:	\$0
Total contributions:	\$19,880
% raised during primary:	26%
Total expenditures:	\$19,099
Reported ending balance:	\$341
Raised per vote:	\$3.46
Spent per vote:	\$3.32

Opponent: Steve Barnett (R)

Votes:	4,386 (27%)
Total contributions:	\$13,970
Total expenditures:	\$10,820
Raised per vote:	\$3.18
Spent per vote:	\$2.47

Amount of total from contributions <\$100:	\$ 892 (4%)
Amount of total from contributions >\$500:	\$ 2,500 (13%)
Amount of total contributions identified:	\$ 19,005 (96%)



Special Interest Blocks

Tort reform	39%
Polluter	24%
Progressive	5%
Anti-sin tax	4%

Delegate Bob Kiss (D)

Speaker of the House

Raleigh, Summers

27th District

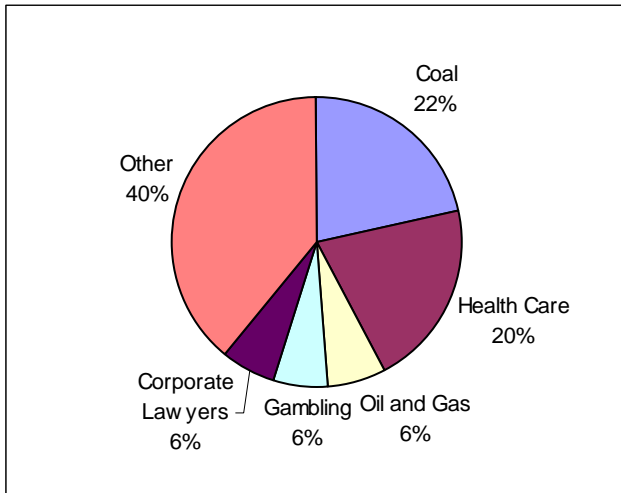
Occupation: Lawyer

Number of votes:	10,121 (20%)
Reported beginning balance:	\$77,629
Total contributions:	\$247,396
% raised during primary:	64%
Total expenditures:	\$48,602
Reported ending balance:	\$194,519
Raised per vote:	\$24.44
Spent per vote:	\$4.80

Opponent: Wallace Johnson (L)

Votes received:	3,149 (6%)
Total contributions:	\$13,171
Total expenditures:	\$13,171
Raised per vote:	\$4.18
Spent per vote:	\$4.18

Amount of total from contributions <\$100:	\$ 12,466 (5%)
Amount of total from contributions >\$500:	\$ 92,550 (37%)
Amount of total contributions identified:	\$ 145,057 (59%)



Special Interest Blocks

Tort reform	78%
Polluter	45%
Progressive	3%
Anti-sin tax	14%

Delegate K. Steven Kominar (D)

Vice-Chair, Constitutional Revision

19th District

Logan, Mingo

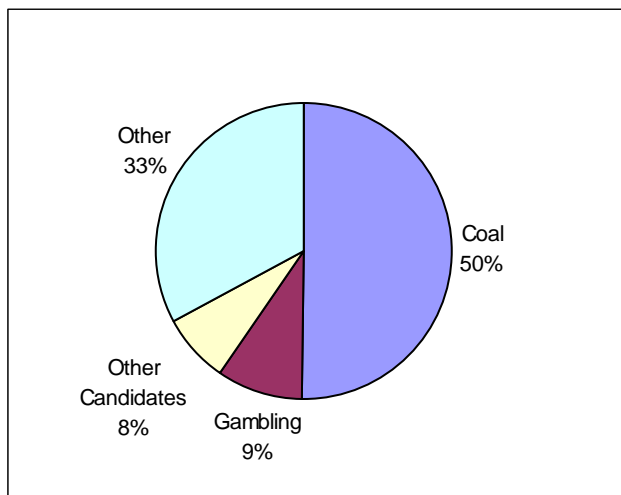
Occupation: Businessman

Number of votes: 3,326 (50%)
Reported beginning balance: \$0
Total contributions: \$32,226
% raised during primary: 95%
Total expenditures: \$30,667
Reported ending balance: \$1,561

Raised per vote: \$9.69
Spent per vote: \$9.22

Opponent:
Unopposed in general election.

Amount of total from contributions <\$100: \$ 630 (2%)
Amount of total from contributions >\$500: \$ 16,500 (51%)
Amount of total contributions identified: \$ 26,725 (83%)



Special Interest Blocks

Tort reform 69%
Polluter 60%
Progressive 8%
Anti-sin tax 14%

Delegate Earnie Kuhn (D)

Vice-Chair, Industry & Labor

21st District

Boone

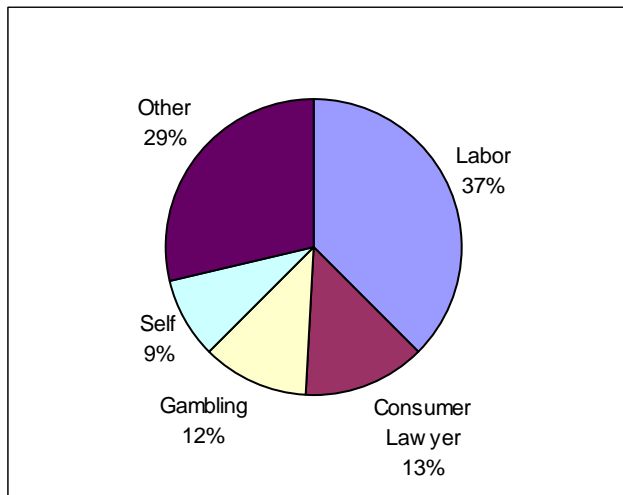
Occupation: Coal Miner

Number of votes: 2,666 (100%)
Reported beginning balance: \$1,139
Total contributions: \$6,789
% raised during primary: 85%
Total expenditures: \$5,476
Reported ending balance: \$1,313

Raised per vote: \$2.55
Spent per vote: \$2.05

Opponent:
Unopposed in general election.

Amount of total from contributions <\$100: \$ 100 (1%)
Amount of total from contributions >\$500: \$ 900 (13%)
Amount of total contributions identified: \$ 5,600 (82%)



Special Interest Blocks

Tort reform 29%
Polluter 15%
Progressive 51%
Anti-sin tax 12%

Delegate William Laird, IV (D)

29th District

Fayette, Greenbrier, Kanawha, Nicholas, Raleigh
Occupation: Hospital Administrator

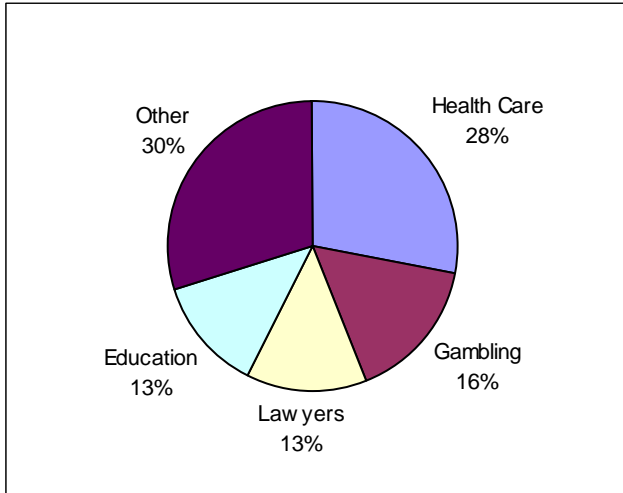
Number of votes: 7,319 (36%)
 Reported beginning balance: \$100
 Total contributions: \$8,000
 % raised during primary: 82%
 Total expenditures: \$6,572
 Reported ending balance: \$1,428

Opponent:

Unopposed in general election.

Raised per vote: \$1.09
 Spent per vote: \$0.90

Amount of total from contributions <\$100: \$ 150 (2%)
 Amount of total from contributions >\$500: \$ 2,500 (31%)
 Amount of total contributions identified: \$ 7,850 (98%)



Special Interest Blocks

Tort reform 48%
 Polluter 17%
 Progressive 27%
 Anti-sin tax 22%

Delegate Margarette Leach (D)

15th District

Cabell, Lincoln

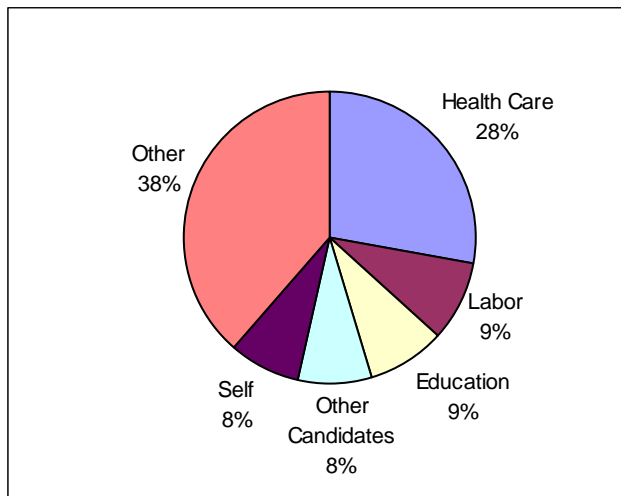
Occupation: Nurse

Number of votes: 5,108 (24%)
 Reported beginning balance: \$0
 Total contributions: \$35,594
 % raised during primary: 60%
 Total expenditures: \$29,132
 Reported ending balance: \$6,131

Raised per vote: \$6.97
 Spent per vote: \$5.70

Opponents:	
Mark Underwood(D)	T. Rowsey (R)
Votes: 3,903 (18%)	2,468(12%)
Contributions: \$36,674	\$1,328
Expenditures: \$37,448	\$1,328
Raised/vote: \$9.40	\$0.54
Spent/vote: \$9.59	\$0.54

Amount of total from contributions <\$100: \$ 4,327 (12%)
 Amount of total from contributions >\$500: \$ 6,500 (18%)
 Amount of total contributions identified: \$ 30,094 (85%)



Special Interest Blocks

Tort reform	50%
Polluter	10%
Progressive	22%
Anti-sin tax	6%

Delegate Otis Leggett (R)

7th District

Gilmer, Pleasants, Ritchie

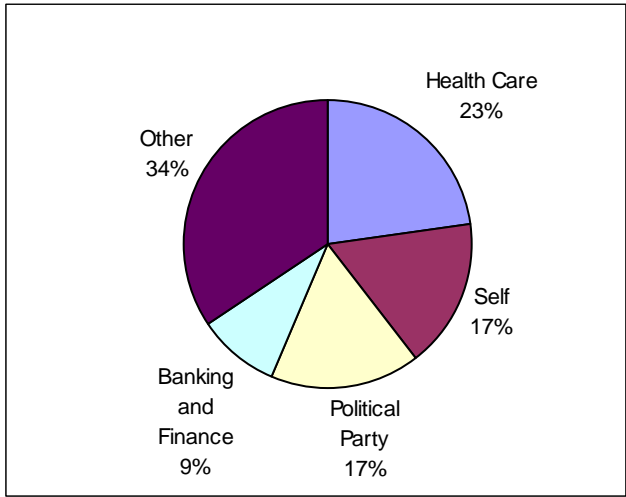
Occupation: Retired

Number of votes:	3,300 (63%)
Reported beginning balance:	\$0
Total contributions:	\$6,230
% raised during primary:	37%
Total expenditures:	\$5,032
Reported ending balance:	\$1,197
Raised per vote:	\$1.89
Spent per vote:	\$1.52

Opponent: Paul Janes (D)

Votes:	1,941 (37%)
Total contributions:	\$4,787
Total expenditures:	\$4,551
Raised per vote:	\$2.47
Spent per vote:	\$2.34

Amount of total from contributions <\$100:	\$ 350 (6%)
Amount of total from contributions >\$500:	\$ 2,500 (40%)
Amount of total contributions identified:	\$ 5,950 (96%)



Special Interest Blocks

Tort reform	50%
Polluter	20%
Progressive	4%
Anti-sin tax	3%

Delegate Larry Linch (D)

41st District

Harrison

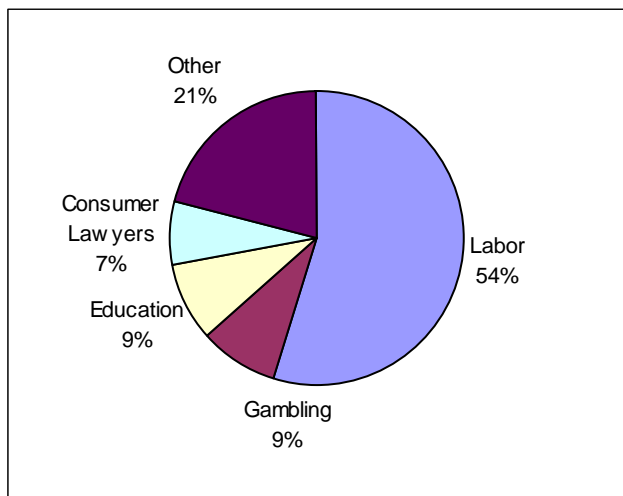
Occupation: Carpenter

Number of votes:	10,599 (21%)
Reported beginning balance:	\$0
Total contributions:	\$25,406
% raised during primary:	59%
Total expenditures:	\$19,944
Reported ending balance:	\$5,127
Raised per vote:	\$2.40
Spent per vote:	\$1.88

Opponent: Lynn McEldowney (R)

Votes:	8,621 (17%)
Total contributions:	\$20,712
Total expenditures:	\$19,985
Raised per vote:	\$2.40
Spent per vote:	\$2.32

Amount of total from contributions <\$100:	\$ 683 (3%)
Amount of total from contributions >\$500:	\$ 11,250 (44%)
Amount of total contributions identified:	\$ 23,100 (91%)



Special Interest Blocks

Tort reform	11%
Polluter	4%
Progressive	70%
Anti-sin tax	10%

Delegate Tom Louisos (D)

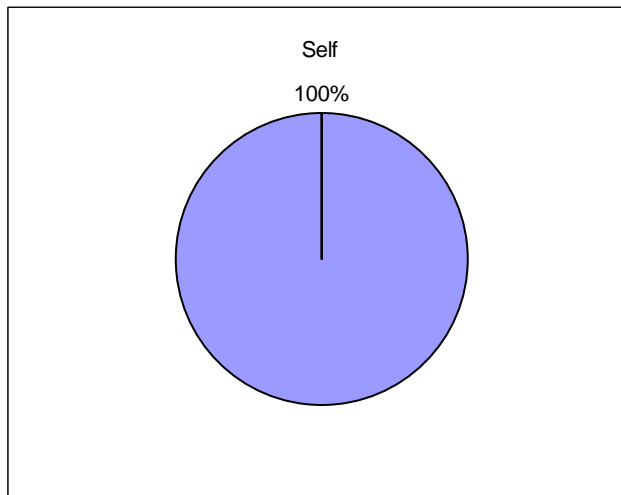
29th District Fayette, Greenbrier, Kanawha, Nicholas, Raleigh
Occupation: Small Businessman

Number of votes:	6,666 (33%)
Reported beginning balance:	\$0
Total contributions:	\$505
% raised during primary:	100%
Total expenditures:	\$505
Reported ending balance:	\$0

Raised per vote:	\$0.08
Spent per vote:	\$0.06

Opponent:
Unopposed in general election.

Amount of total from contributions <\$100:	\$ 75 (15%)
Amount of total from contributions >\$500:	\$ 0 (0%)



Special Interest Blocks

Tort reform	0%
Polluter	0%
Progressive	0%
Anti-sin tax	0%

Delegate Virginia Mahan (D)

27th District

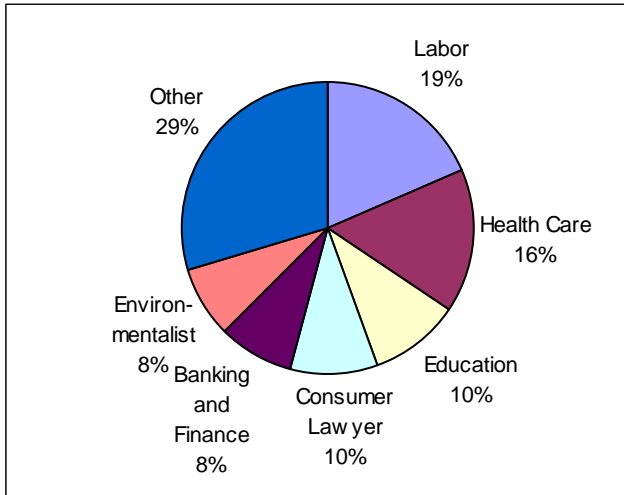
Raleigh, Summers

Occupation: Consultant

Number of votes:	8,545 (17%)
Reported beginning balance:	\$0
Total contributions:	\$14,396
% raised during primary:	85%
Total expenditures:	\$10,698
Reported ending balance:	\$4,145
Raised per vote:	\$1.68
Spent per vote:	\$1.25

Opponent: Wallace Johnson (L)	
Votes:	3,149 (6%)
Total contributions:	\$13,171
Total expenditures:	\$13,171
Raised per vote:	\$4.18
Spent per vote:	\$4.18

Amount of total from contributions <\$100:	\$ 950 (7%)
Amount of total from contributions >\$500:	\$ 5,300 (37%)
Amount of total contributions identified:	\$ 12,950 (90%)



Special Interest Blocks

Tort reform	27%
Polluter	3%
Progressive	50%
Anti-sin tax	5%

Delegate A. James Manchin (D)

43rd District

Marion

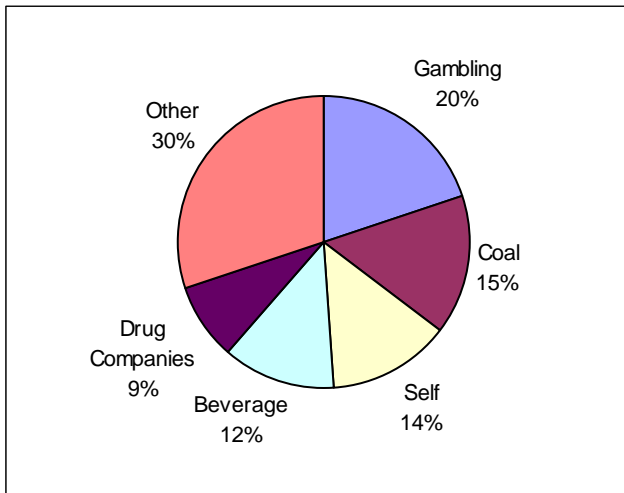
Occupation: Retired

Number of votes: 6,730 (22%)
 Reported beginning balance: \$0
 Total contributions: \$12,354
 % raised during primary: 66%
 Total expenditures: \$12,354
 Reported ending balance: \$0

Raised per vote: \$1.84
 Spent per vote: \$1.84

Opponents:	
John Kennedy(R)	David Croft(L)
Votes: 4,298 (14%)	1,053 (3%)
Contributions: \$75	\$78
Expenditures: \$75	\$78
Raised/vote: \$0.02	\$0.07
Spent/vote: \$0.02	\$0.07

Amount of total from contributions <\$100: \$ 549 (4%)
 Amount of total from contributions >\$500: \$ 4,500 (36%)
 Amount of total contributions identified: \$ 11,425 (92%)



Special Interest Blocks

Tort reform	55%
Polluter	25%
Progressive	6%
Anti-sin tax	37%

Delegate Dale Manuel (D)

Vice-Chair, Education

56th District

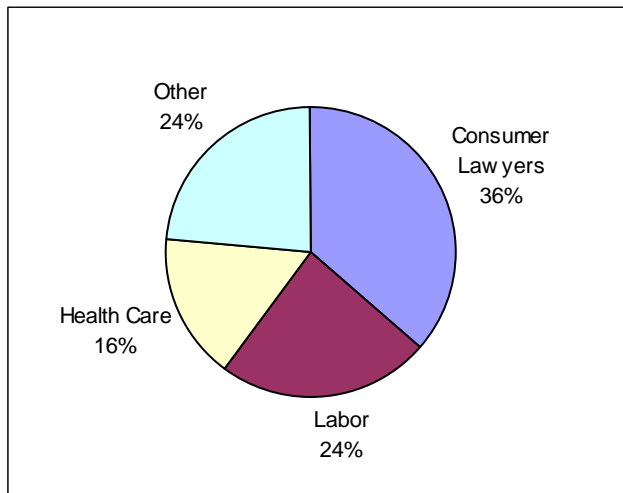
Jefferson

Occupation: Teacher

Number of votes: 2,787 (100%)
Reported beginning balance: \$7,783
Total contributions: \$10,533
% raised during primary: 90%
Total expenditures: \$10,533
Reported ending balance: \$0

Raised per vote: \$3.78
Spent per vote: \$3.78

Amount of total from contributions <\$100: \$ 100 (<1%)
Amount of total from contributions >\$500: \$ 500 (5%)
Amount of total contributions identified: \$ 2,750 (26%)



Special Interest Blocks

Tort reform	29%
Polluter	6%
Progressive	69%
Anti-sin tax	0%

Delegate Charlene Marshall (D)

44th District

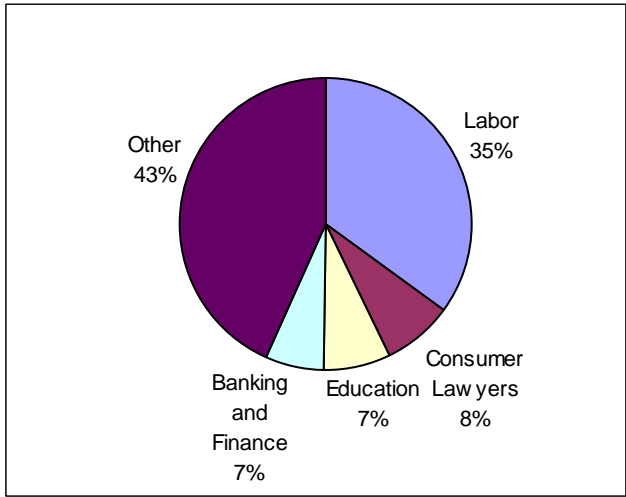
Monongalia

Number of votes: 8,981 (17%)
Reported beginning balance: N/A
Total contributions: \$17,153
% raised during primary: 61%
Total expenditures: \$9,886
Reported ending balance: \$7,107

Raised per vote: \$1.91
Spent per vote: \$1.10

Opponent:
See Index
44th District

Amount of total from contributions <\$100: \$ 2,045 (12%)
Amount of total from contributions >\$500: \$ 3,600 (21%)
Amount of total contributions identified: \$ 13,758 (80%)



Special Interest Blocks

Tort reform 23%
Polluter 10%
Progressive 52%
Anti-sin tax 3%

Delegate Joe Martin (D)

Majority Leader

37th District

Pocahontas, Randolph

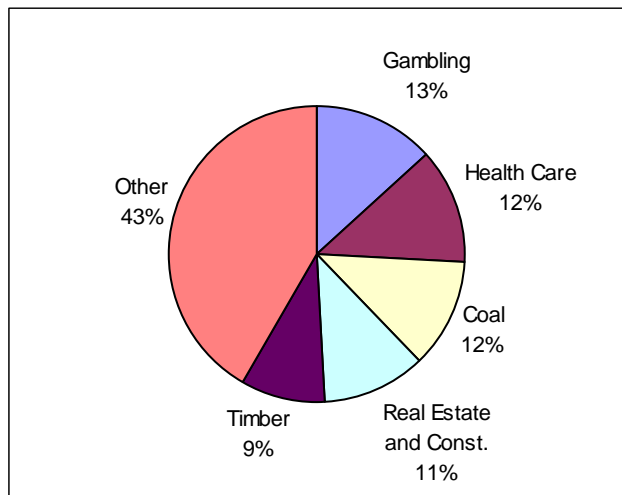
Occupation: Business Consultant

Number of votes: 6,544 (51%)
Reported beginning balance: \$0
Total contributions: \$65,147
% raised during primary: 84%
Total expenditures: \$27,141
Reported ending balance: \$37,341

Raised per vote: \$9.96
Spent per vote: \$4.15

Opponent:
Unopposed in general election.

Amount of total from contributions <\$100: \$ 2,615 (4%)
Amount of total from contributions >\$500: \$ 15,550 (24%)
Amount of total contributions identified: \$ 35,640 (55%)



Special Interest Blocks

Tort reform 77%
Polluter 51%
Progressive 4%
Anti-sin tax 20%

Delegate Warren McGraw, II (D)

27th District

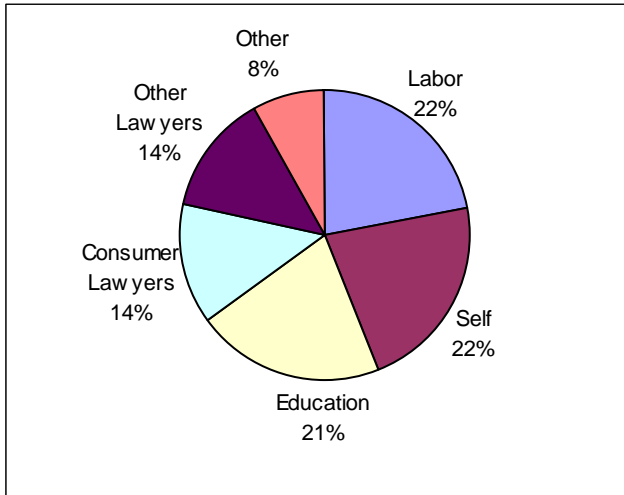
Raleigh, Summers

Occupation: Lawyer

Number of votes:	8,768 (18%)
Reported beginning balance:	\$1,085
Total contributions:	\$10,670
% raised during primary:	92%
Total expenditures:	\$8,678
Reported ending balance:	\$1,800
Raised per vote:	\$1.22
Spent per vote:	\$0.99

Opponent: Wallace Johnson (L)	
Votes:	3,149 (6%)
Total contributions:	\$13,171
Total expenditures:	\$13,171
Raised per vote:	\$4.18
Spent per vote:	\$4.18

Amount of total from contributions <\$100:	\$ 381 (4%)
Amount of total from contributions >\$500:	\$ 4,200 (39%)
Amount of total contributions identified:	\$ 9,200 (86%)



Special Interest Blocks

Tort reform	6%
Polluter	2%
Progressive	57%
Anti-sin tax	0%

Delegate Jerry Mezzatesta (D)

Chair, Education

50th District

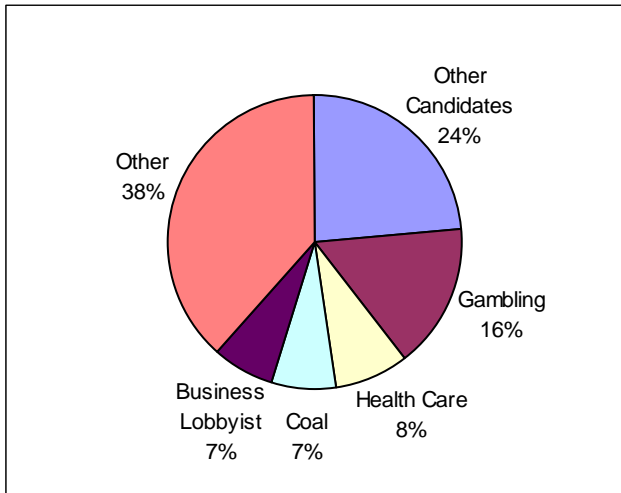
Hampshire, Mineral

Occupation: Teacher

Number of votes:	3,284 (65%)
Reported beginning balance:	\$0
Total contributions:	\$28,168
% raised during primary:	60%
Total expenditures:	\$23,091
Reported ending balance:	\$5,076
Raised per vote:	\$8.58
Spent per vote:	\$7.03

Opponent: Dean Frohnapple (R)	
Votes:	1,804 (35%)
Total contributions:	\$7,362
Total expenditures:	\$6,109
Raised per vote:	\$4.08
Spent per vote:	\$3.39

Amount of total from contributions <\$100:	\$ 500 (2%)
Amount of total from contributions >\$500:	\$ 11,100 (39%)
Amount of total contributions identified:	\$ 27,318 (97%)



Special Interest Blocks

Tort reform	48%
Polluter	23%
Progressive	6%
Anti-sin tax	28%

Delegate Harold Michael (D)

Chair, Finance

47th District

Hardy, Pendleton

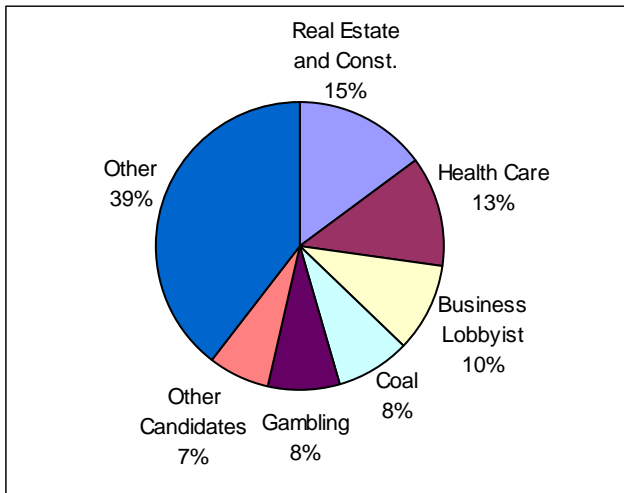
Occupation: Insurance Agent

Number of votes: 3,523 (100%)
Reported beginning balance: \$7,173
Total contributions: \$29,197
% raised during primary: 85%
Total expenditures: \$18,594
Reported ending balance: \$3,787

Raised per vote: \$8.29
Spent per vote: \$5.28

Opponent:
Unopposed in primary and general elections.

Amount of total from contributions <\$100: \$ 995 (3%)
Amount of total from contributions >\$500: \$ 8,500 (29%)
Amount of total contributions identified: \$ 21,096 (72%)



Special Interest Blocks

Tort reform 76%
Polluter 37%
Progressive 2%
Anti-sin tax 20%

Delegate Margaret Miller (R)

30th District

Kanawha

Occupation: Teacher

Number of votes: 14,137 (9%)
 Reported beginning balance: \$1,854
 Total contributions: \$10,607
 % raised during primary: 40%
 Total expenditures: \$7,622
 Reported ending balance: \$2,985

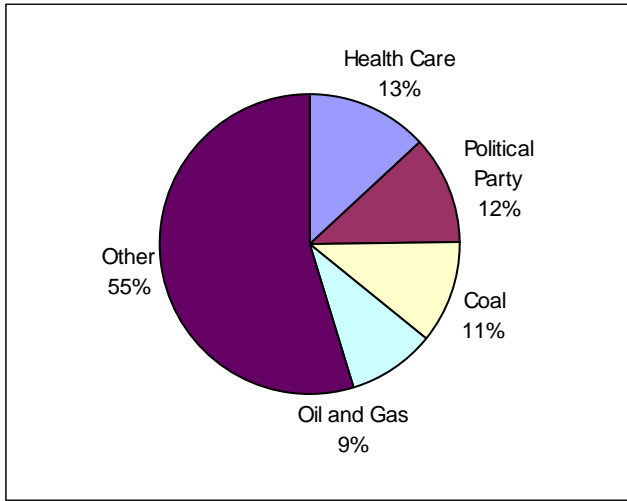
Opponent:

See Index

30th District

Raised per vote: \$0.75
 Spent per vote: \$0.54

Amount of total from contributions <\$100: \$ 453 (4%)
 Amount of total from contributions >\$500: \$ 2,500 (24%)
 Amount of total contributions identified: \$ 8,500 (80%)



Special Interest Blocks

Tort reform	63%
Polluter	38%
Progressive	12%
Anti-sin tax	8%

Delegate Rick Modesitt (R)

10th District

Wood

Number of votes:	6,823 (18%)
Reported beginning balance:	\$0
Total contributions:	\$20,749
% raised during primary:	29%
Total expenditures:	\$20,749
Reported ending balance:	\$0

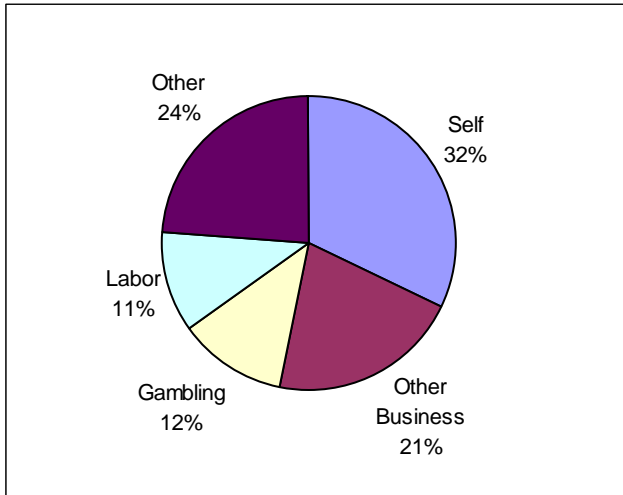
Opponent:

See Index

10th District

Raised per vote:	\$3.04
Spent per vote:	\$3.04

Amount of total from contributions <\$100:	\$ 580 (3%)
Amount of total from contributions >\$500:	\$ 5,000 (24%)
Amount of total contributions identified:	\$ 19,569 (94%)



Special Interest Blocks

Tort reform	30%
Polluter	4%
Progressive	11%
Anti-sin tax	14%

Delegate John Overington (R)

54th District

Berkeley

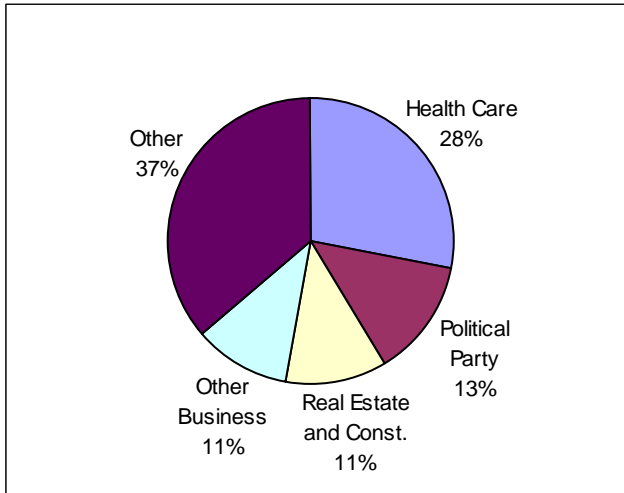
Occupation: Public Relations

Number of votes: 2,243 (60%)
 Reported beginning balance: \$1,107
 Total contributions: \$11,998
 % raised during primary: 38%
 Total expenditures: \$11,759
 Reported ending balance: \$238

 Raised per vote: \$5.35
 Spent per vote: \$5.24

Opponent: Laura Rose (D)	
Votes:	1,522 (40%)
Total contributions:	\$22,080
Total expenditures:	\$20,029
Raised per vote:	\$14.50
Spent per vote:	\$13.15

Amount of total from contributions <\$100: \$ 3,273 (27%)
 Amount of total from contributions >\$500: \$ 2,500 (21%)
 Amount of total contributions identified: \$ 7,870 (66%)



Special Interest Blocks

Tort reform	66%
Polluter	26%
Progressive	1%
Anti-sin tax	1%

Delegate Donald Perdue (D)

18th District

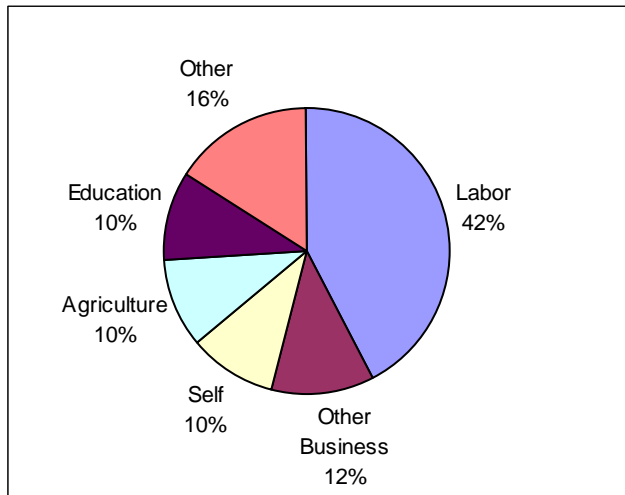
Wayne

Occupation: Pharmacist

Number of votes:	2,188 (65%)
Reported beginning balance:	\$0
Total contributions:	\$4,975
% raised during primary:	50%
Total expenditures:	\$3,288
Reported ending balance:	\$1,057
Raised per vote:	\$2.27
Spent per vote:	\$1.50

Opponent: Terry Greenwood (R)	
Votes:	1,174 (35%)
Total contributions:	\$3,001
Total expenditures:	\$3,001
Raised per vote:	\$2.56
Spent per vote:	\$2.56

Amount of total from contributions <\$100:	\$ 0 (0%)
Amount of total from contributions >\$500:	\$ 2,275 (46%)
Amount of total contributions identified:	\$ 4,975(100%)



Special Interest Blocks

Tort reform	34%
Polluter	20%
Progressive	52%
Anti-sin tax	0%

Delegate Dave Pethel (D)

5th District

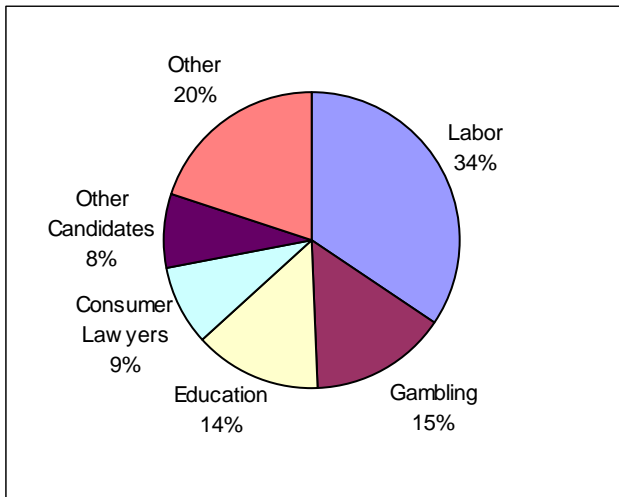
Wetzel

Occupation: Teacher

Number of votes:	2,620 (65%)
Reported beginning balance:	\$0
Total contributions:	\$15,603
% raised during primary:	43%
Total expenditures:	\$11,229
Reported ending balance:	\$4,474
Raised per vote:	\$5.96
Spent per vote:	\$4.29

Opponent: Ed Amos, Jr. (R)	
Votes:	1,428 (35%)
Total contributions:	\$3,050
Total expenditures:	\$2,962
Raised per vote:	\$2.14
Spent per vote:	\$2.07

Amount of total from contributions <\$100:	\$ 348 (2%)
Amount of total from contributions >\$500:	\$ 5,800 (37%)
Amount of total contributions identified:	\$ 14,475 (93%)



Special Interest Blocks

Tort reform	9%
Polluter	2%
Progressive	57%
Anti-sin tax	8%

Delegate Tamara Pettit (D)

1st District

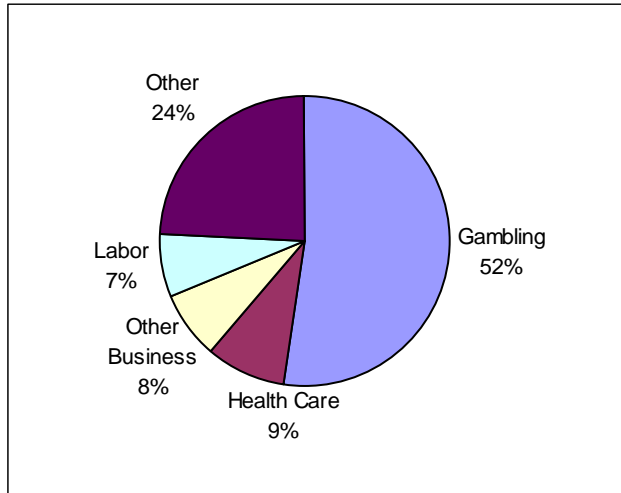
Hancock, Brooke

Occupation: Racetrack Employee

Number of votes:	4,863 (29%)
Reported beginning balance:	\$14
Total contributions:	\$27,414
% raised during primary:	58%
Total expenditures:	\$20,467
Reported ending balance:	\$7,041
Raised per vote:	\$5.64
Spent per vote:	\$4.21

Opponents:	
Pat Chaney (R)	Brian Vossen (R)
Votes: 2,160 (13%)	3,583 (21%)
Contributions: \$76	\$8,394
Expenditures: \$76	\$8,394
Raised/vote: \$0.04	\$2.34
Spent/vote: \$0.04	\$2.34

Amount of total from contributions <\$100:	\$ 450 (2%)
Amount of total from contributions >\$500:	\$ 17,500 (64%)
Amount of total contributions identified:	\$ 27,100 (99%)



Special Interest Blocks

Tort reform	35%
Polluter	14%
Progressive	11%
Anti-sin tax	56%

Delegate John Pino (D)

29th District

Fayette, Greenbrier, Kanawha, Nicholas, Raleigh

Occupation: Contractor

Number of votes: 6,502 (32%)

Reported beginning balance: \$2,019

Total contributions: \$11,949

% raised during primary: 79%

Total expenditures: \$4,794

Reported ending balance: \$7,054

Raised per vote: \$1.84

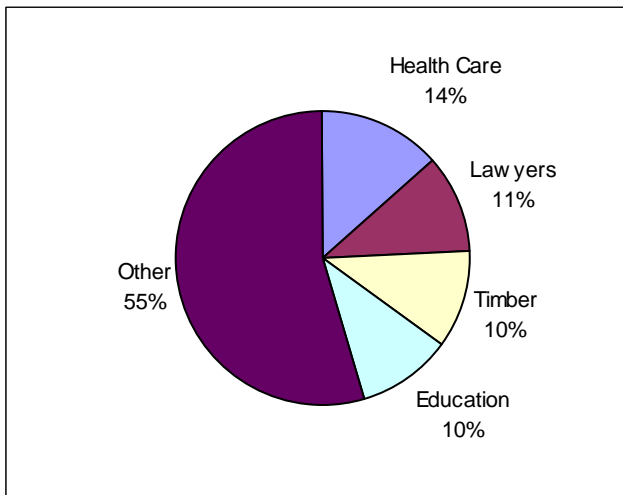
Spent per vote: \$0.74

Opponent:
Unopposed in general election.

Amount of total from contributions <\$100: \$ 180 (2%)

Amount of total from contributions >\$500: \$ 2,000 (17%)

Amount of total contributions identified: \$ 9,600 (80%)



Special Interest Blocks

Tort reform 60%

Polluter 34%

Progressive 22%

Anti-sin tax 9%

Delegate Bill Proudfoot (D)

37th District

Pocahontas, Randolph

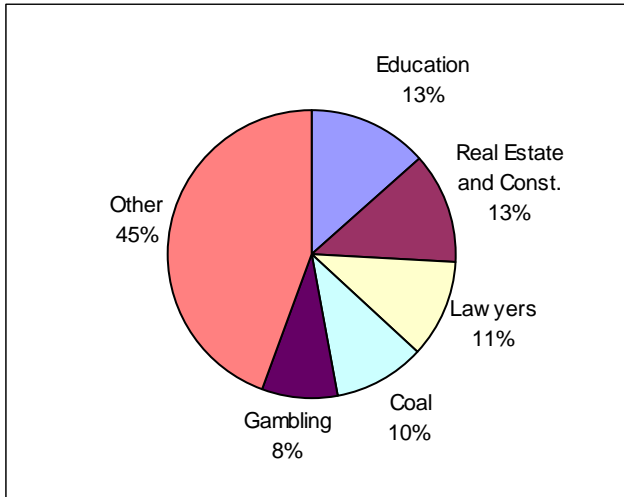
Occupation: Farmer

Number of votes:	6,366 (49%)
Reported beginning balance:	\$0
Total contributions:	\$11,039
% raised during primary:	91%
Total expenditures:	\$7,462
Reported ending balance:	\$3,159
Raised per vote:	\$1.73
Spent per vote:	\$1.17

Opponent:

Unopposed in general election.

Amount of total from contributions <\$100:	\$ 400 (4%)
Amount of total from contributions >\$500:	\$ 3,000 (27%)
Amount of total contributions identified:	\$ 9,444 (86%)



Special Interest Blocks

Tort reform	56%
Polluter	38%
Progressive	21%
Anti-sin tax	19%

Delegate Paul Prunty (D)

43rd District

Marion

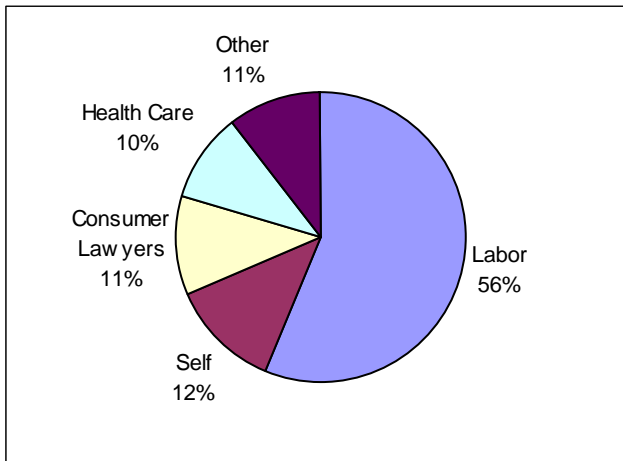
Occupation: Machinist

Number of votes: 9,293 (31%)
 Reported beginning balance: \$1,001
 Total contributions: \$10,228
 % raised during primary: 73%
 Total expenditures: \$8,951
 Reported ending balance: \$1,278

Raised per vote: \$1.10
 Spent per vote: \$0.96

Opponents:	
John Kennedy(R)	David Croft(L)
Votes: 4,298 (14%)	1,053 (3%)
Contributions: \$75	\$78
Expenditures: \$75	\$78
Raised/vote: \$0.02	\$0.07
Spent/vote: \$0.02	\$0.07

Amount of total from contributions <\$100: \$ 126 (1%)
 Amount of total from contributions >\$500: \$ 3,500 (34%)
 Amount of total contributions identified: \$ 9,000 (88%)



Special Interest Blocks

Tort reform	13%
Polluter	3%
Progressive	70%
Anti-sin tax	0%

Delegate Dale Riggs (R)

39th District

Upshur

Occupation: Retired

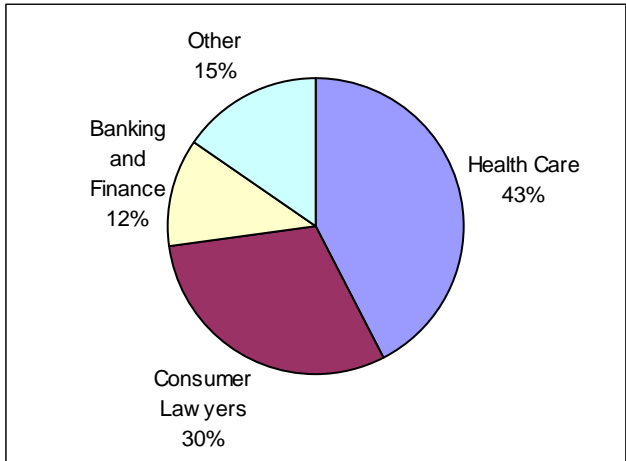
Number of votes:	3,195	(100%)
Reported beginning balance:	\$4,486	
Total contributions:	\$6,136	
% raised during primary:	85%	
Total expenditures:	\$2,653	
Reported ending balance:	\$3,483	

Opponent:

Unopposed in primary and general elections.

Raised per vote:	\$1.92
Spent per vote:	\$0.83

Amount of total from contributions <\$100:	\$ 50 (1%)
Amount of total from contributions >\$500:	\$ 0 (0%)
Amount of total contributions identified:	\$ 1,650 (27%)



Special Interest Blocks

Tort reform	58%
Polluter	15%
Progressive	30%
Anti-sin tax	0%

Delegate C.E. Chuck Romine (R)

15th District

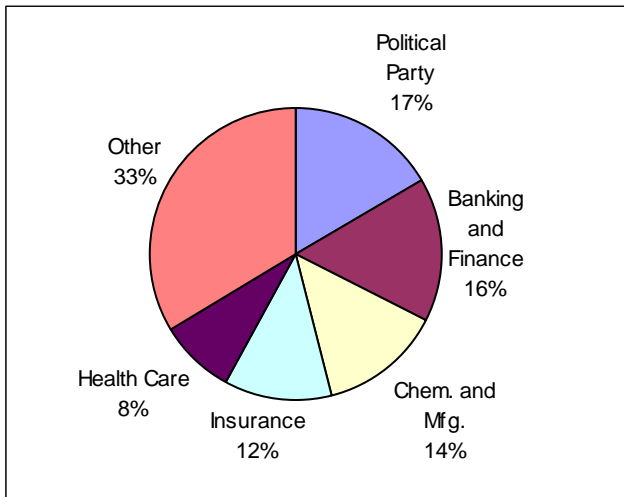
Cabell, Lincoln Occupation: Businessman

Number of votes: 4,938 (23%)
 Reported beginning balance: \$1,405
 Total contributions: \$16,395
 % raised during primary: 18%
 Total expenditures: \$15,664
 Reported ending balance: \$656

Raised per vote: \$3.32
 Spent per vote: \$3.17

Opponents:	
Mark Underwood(D)	T. Rowsey (R)
Votes: 3,903 (18%)	2,468 (12%)
Contributions: \$36,674	\$1,328
Expenditures: \$37,448	\$1,328
Raised/vote: \$9.40	\$0.54
Spent/vote: \$9.59	\$0.54

Amount of total from contributions <\$100: \$ 1,040 (6%)
 Amount of total from contributions >\$500: \$ 5,500 (34%)
 Amount of total contributions identified: \$ 12,630 (77%)



Special Interest Blocks

Tort reform	61%
Polluter	34%
Progressive	0%
Anti-sin tax	2%

Delegate Larry Rowe (D)

30th District

Kanawha

Occupation: Lawyer

Number of votes: 16,166 (11%)
Reported beginning balance: \$0
Total contributions: \$39,001
% raised during primary: 35%
Total expenditures: \$27,954
Reported ending balance: \$706

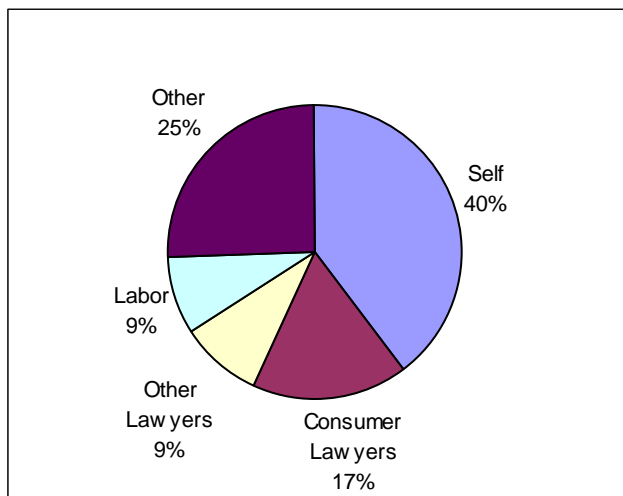
Raised per vote: \$2.41
Spent per vote: \$1.73

Opponent:

See Index

30th District

Amount of total from contributions <\$100: \$ 2,865 (7%)
Amount of total from contributions >\$500: \$ 6,000 (15%)
Amount of total contributions identified: \$ 35,297 (91%)



Special Interest Blocks

Tort reform	13%
Polluter	5%
Progressive	30%
Anti-sin tax	7%

Delegate Robert Schadler (R)

49th District

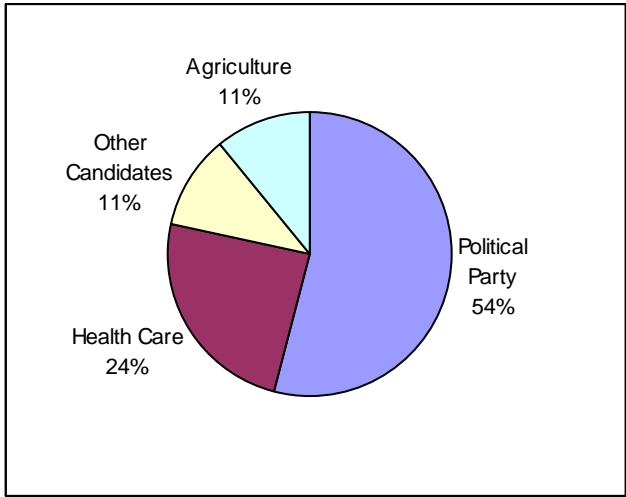
Mineral

Number of votes:	2,420 (58%)
Reported beginning balance:	\$0
Total contributions:	\$1,950
% raised during primary:	22%
Total expenditures:	\$1,839
Reported ending balance:	\$87
Raised per vote:	\$0.81
Spent per vote:	\$0.76

Opponent: James Nichol (D)

Votes:	1,724 (42%)
Total contributions:	\$2,046
Total expenditures:	\$1,829
Raised per vote:	\$1.19
Spent per vote:	\$1.06

Amount of total from contributions <\$100:	\$ 75 (4%)
Amount of total from contributions >\$500:	\$ 1,000 (51%)
Amount of total contributions identified:	\$ 1,850 (95%)



Special Interest Blocks

Tort reform	35%
Polluter	11%
Progressive	0%
Anti-sin tax	0%

Delegate John Shelton (D)

35th District

Nicholas

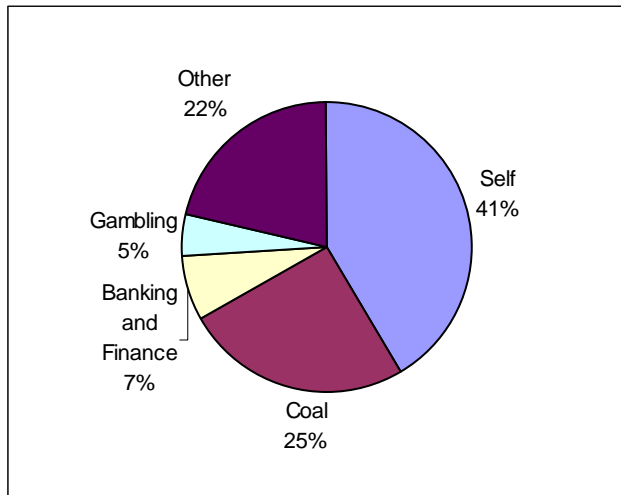
Occupation: Businessman

Number of votes: 2,334 (100%)
Reported beginning balance: \$0
Total contributions: \$17,212
% raised during primary: 96%
Total expenditures: \$16,269
Reported ending balance: \$943

Raised per vote: \$7.37
Spent per vote: \$6.97

Opponent:
Unopposed in general election.

Amount of total from contributions <\$100: \$ 962 (6%)
Amount of total from contributions >\$500: \$ 3,000 (17%)
Amount of total contributions identified: \$ 13,250 (77%)



Special Interest Blocks

Tort reform	39%
Polluter	31%
Progressive	4%
Anti-sin tax	7%

Delegate Jody Smirl (R)

16th District

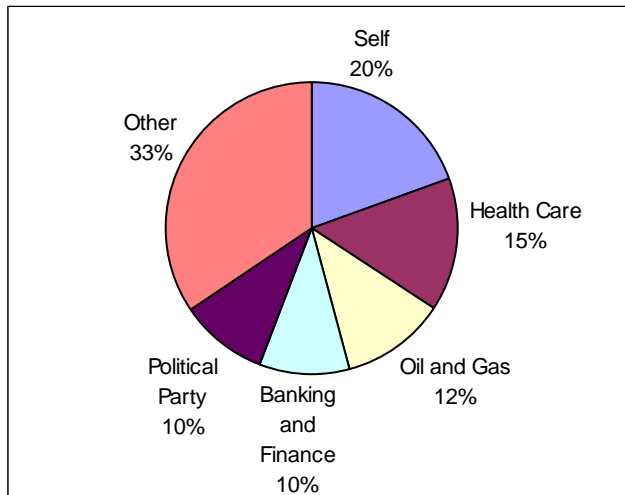
Cabell, Wayne

Occupation: Businesswoman

Number of votes:	5,658 (22%)
Reported beginning balance:	\$0
Total contributions:	\$10,376
% raised during primary:	21%
Total expenditures:	\$10,376
Reported ending balance:	\$0
Raised per vote:	\$1.83
Spent per vote:	\$1.83

Opponents:	
Jim Ritter (D)	Bill Winters (R)
Votes: 4,692 (18%)	4,173 (16%)
Contributions: \$7,012	\$5,108
Expenditures: \$3,122	\$2,935
Raised/vote: \$1.49	\$1.22
Spent/vote: \$0.66	\$0.70

Amount of total from contributions <\$100:	\$ 325 (3%)
Amount of total from contributions >\$500:	\$ 2,000 (19%)
Amount of total contributions identified:	\$ 10,125 (98%)



Special Interest Blocks

Tort reform	56%
Polluter	29%
Progressive	1%
Anti-sin tax	3%

Delegate Lisa Smith (R)

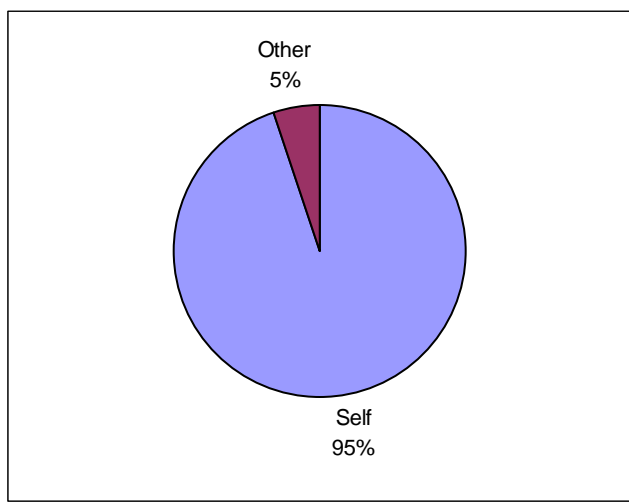
14th District

Mason, Putnam

Number of votes:	5,647 (28%)
Reported beginning balance:	\$0
Total contributions:	\$150,589
% raised during primary:	32%
Total expenditures:	\$143,690
Reported ending balance:	\$6,200
Raised per vote:	\$26.67
Spent per vote:	\$25.45

Opponents:		
	Phil Stowers (D)	Dan Cook (D)
Votes:	4,981 (24%)	4,114 (20%)
Contributions:	\$107,189	\$17,698
Expenditures:	\$102,953	\$17,698
Raised/vote:	\$21.51	\$4.30
Spent/vote:	\$20.67	\$4.30

Amount of total from contributions <\$100:	\$ 825 (<1%)
Amount of total from contributions >\$500:	\$ 7,300 (5%)
Amount of total contributions identified:	\$ 128,880 (86%)



Special Interest Blocks

Tort reform	3%
Polluter	2%
Progressive	0%
Anti-sin tax	0%

Delegate Joe Smith (D)

30th District

Kanawha

Occupation: Retired

Number of votes: 13,663 (9%)
 Reported beginning balance: \$0
 Total contributions: \$30,856
 % raised during primary: 46%
 Total expenditures: \$19,029
 Reported ending balance: \$11,826

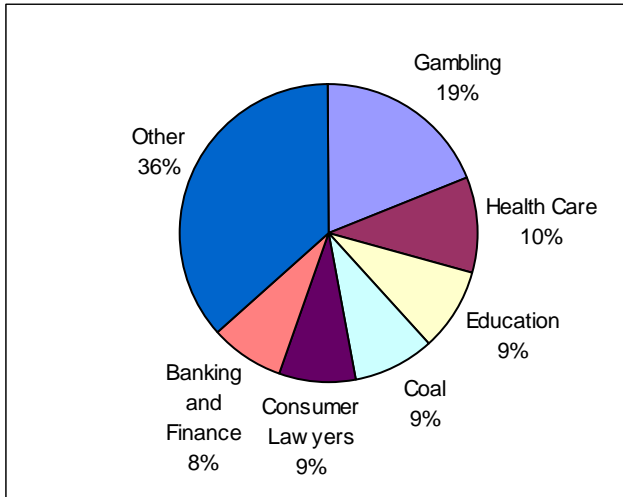
Opponent:

See Index

30th District

Raised per vote: \$2.26
 Spent per vote: \$1.39

Amount of total from contributions <\$100: \$ 2,740 (9%)
 Amount of total from contributions >\$500: \$ 7,000 (23%)
 Amount of total contributions identified: \$ 25,670 (83%)



Special Interest Blocks

Tort reform	42%
Polluter	22%
Progressive	25%
Anti-sin tax	26%

Delegate Joe Sparks (D)

23rd District

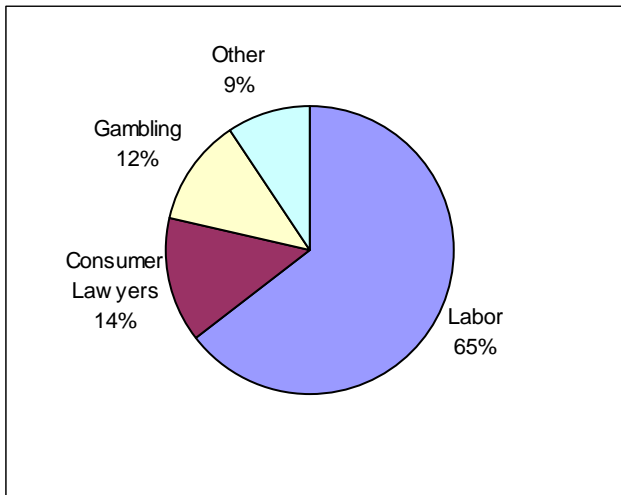
Mercer, Wyoming

Occupation: Coal Miner

Number of votes:	3,648 (38%)
Reported beginning balance:	\$220
Total contributions:	\$5,695
% raised during primary:	67%
Total expenditures:	\$2,789
Reported ending balance:	\$2,907
Raised per vote:	\$1.56
Spent per vote:	\$0.49

Opponents:	
David Stover (R)	David Whelan (L)
Votes: 1,676 (17%)	606 (6%)
Contributions: \$190	\$1,868
Expenditures: \$190	\$1,868
Raised/vote: \$0.11	\$3.08
Spent/vote: \$0.11	\$3.08

Amount of total from contributions <\$100:	\$ 175 (3%)
Amount of total from contributions >\$500:	\$ 900 (16%)
Amount of total contributions identified:	\$ 5,350 (94%)



Special Interest Blocks

Tort reform	3%
Polluter	<1%
Progressive	85%
Anti-sin tax	12%

Delegate Sharon Spencer (D)

30th District

Kanawha

Occupation: Education Consultant

Number of votes: 13,625 (9%)
 Reported beginning balance: \$0
 Total contributions: \$31,055
 % raised during primary: 43%
 Total expenditures: \$23,392
 Reported ending balance: \$7,153

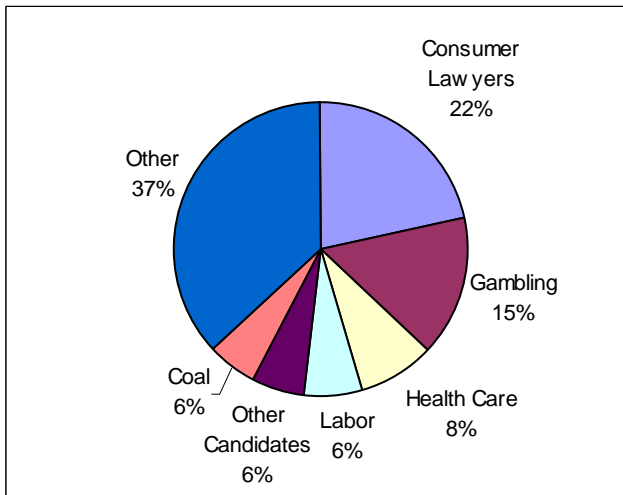
Opponent:

See Index

30th District

Raised per vote: \$2.28
 Spent per vote: \$1.72

Amount of total from contributions <\$100: \$ 1,080 (3%)
 Amount of total from contributions >\$500: \$ 7,500 (24%)
 Amount of total contributions identified: \$ 28,975 (93%)



Special Interest Blocks

Tort reform	33%
Polluter	17%
Progressive	35%
Anti-sin tax	21%

Delegate Doug Stalnaker (R)

38th District

Lewis, Upshur

Occupation: Businessman

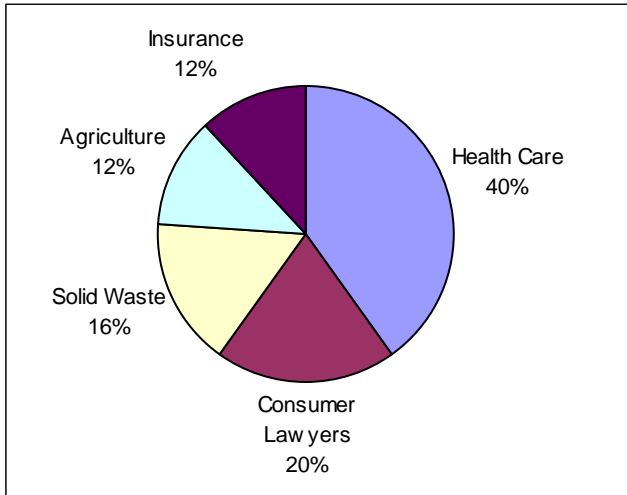
Number of votes: 3,161 (100%)
 Reported beginning balance: \$269
 Total contributions: \$1,519
 % raised during primary: 54%
 Total expenditures: \$1,083
 Reported ending balance: \$437

Opponent:

**Unopposed in primary
 and general elections.**

Raised per vote: \$0.48
 Spent per vote: \$0.34

Amount of total from contributions <\$100: \$ 50 (3%)
 Amount of total from contributions >\$500: \$ 0 (0%)
 Amount of total contributions identified: \$ 1,250 (82%)



Special Interest Blocks

Tort reform	80%
Polluter	28%
Progressive	20%
Anti-sin tax	0%

Delegate Rick Staton (D)

Chair, Judiciary

23rd District

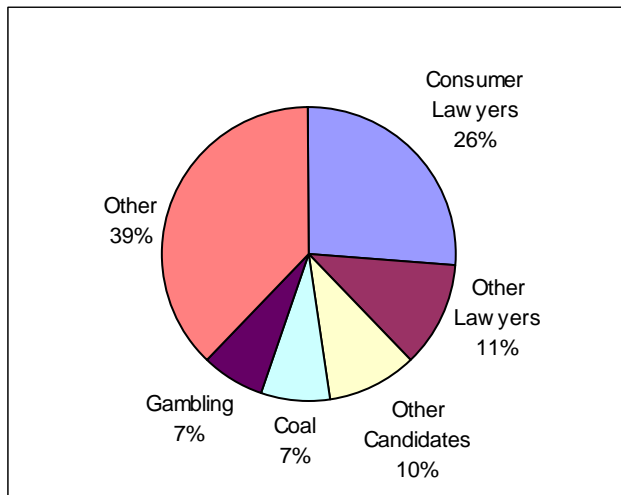
Mercer, Wyoming

Occupation: Lawyer

Number of votes:	3,782 (39%)
Reported beginning balance:	\$0
Total contributions:	\$60,202
% raised during primary:	63%
Total expenditures:	\$60,068
Reported ending balance:	\$134
Raised per vote:	\$15.92
Spent per vote:	\$15.88

Opponents:	
David Stover (R)	David Whelan (L)
Votes: 1,676 (17%)	606 (6%)
Contributions: \$190	\$1,868
Expenditures: \$190	\$1,868
Raised/vote: \$0.11	\$3.08
Spent/vote: \$0.11	\$3.08

Amount of total from contributions <\$100:	\$ 1,924 (3%)
Amount of total from contributions >\$500:	\$ 23,500 (39%)
Amount of total contributions identified:	\$ 53,450 (89%)



Special Interest Blocks

Tort reform	38%
Polluter	19%
Progressive	31%
Anti-sin tax	12%

Delegate William Stemple (D)

33rd District

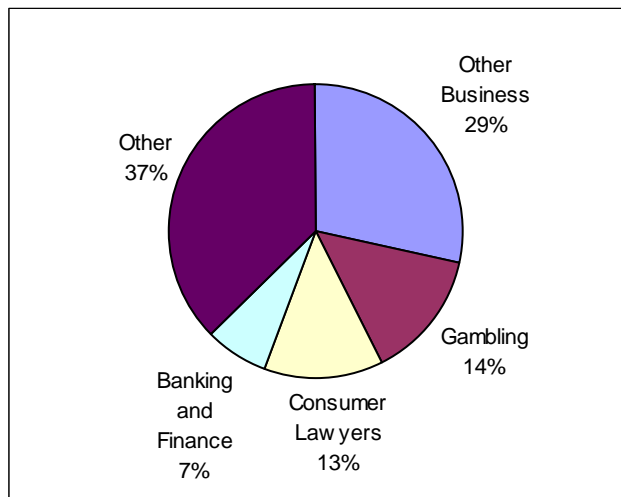
Calhoun, Clay, Gilmer Occupation: Law Enforcement

Number of votes: 3,396 (100%)
Reported beginning balance: \$0
Total contributions: \$7,117
% raised during primary: 92%
Total expenditures: \$5,948
Reported ending balance: \$1,160

Opponent:
**Unopposed in primary
and general election.**

Raised per vote: \$2.10
Spent per vote: \$1.75

Amount of total from contributions <\$100: \$ 275 (4%)
Amount of total from contributions >\$500: \$ 2,650 (37%)
Amount of total contributions identified: \$ 5,750 (81%)



Special Interest Blocks

Tort reform 59%
Polluter 20%
Progressive 16%
Anti-sin tax 14%

Delegate Sally Susman (D)

27th District

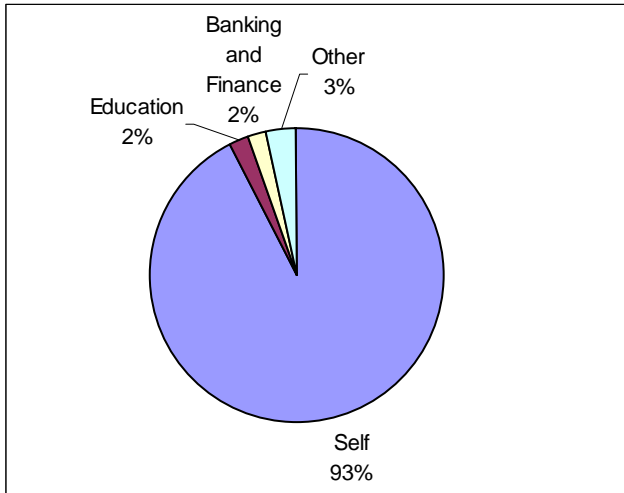
Raleigh, Summers

Occupation: Businesswoman

Number of votes:	9,085 (18%)
Reported beginning balance:	\$0
Total contributions:	\$56,841
% raised during primary:	97%
Total expenditures:	\$53,102
Reported ending balance:	\$3,740
Raised per vote:	\$6.26
Spent per vote:	\$5.85

Opponent: Wallace Johnson (L)	
Votes:	3,149 (6%)
Total contributions:	\$13,171
Total expenditures:	\$13,171
Raised per vote:	\$4.18
Spent per vote:	\$4.18

Amount of total from contributions <\$100:	\$ 50 (<1%)
Amount of total from contributions >\$500:	\$ 2,300 (4%)
Amount of total contributions identified:	\$ 56,341 (99%)



Special Interest Blocks

Tort reform	2%
Polluter	0%
Progressive	3%
Anti-sin tax	0%

Delegate Ron Thompson (D)

Chair, Banking

27th District

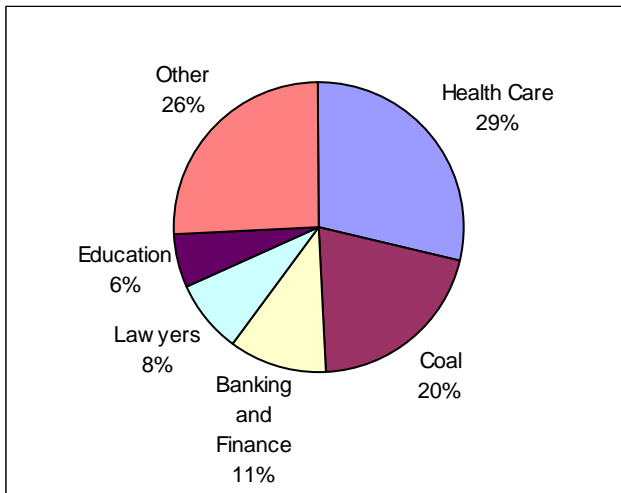
Raleigh, Summers Occupation: Businessman

Number of votes:	9,765 (20%)
Reported beginning balance:	\$0
Total contributions:	\$23,724
% raised during primary:	44%
Total expenditures:	\$18,645
Reported ending balance:	\$3,079
Raised per vote:	\$2.43
Spent per vote:	\$1.91

Opponent: Wallace Johnson (L)

Votes:	3,149 (6%)
Total contributions:	\$13,171
Total expenditures:	\$13,171
Raised per vote:	\$4.18
Spent per vote:	\$4.18

Amount of total from contributions <\$100:	\$ 470 (2%)
Amount of total from contributions >\$500:	\$ 9,750 (41%)
Amount of total contributions identified:	\$ 21,735 (92%)



Special Interest Blocks

Tort reform	71%
Polluter	32%
Progressive	12%
Anti-sin tax	6%

Delegate Gary Tillis (D)

13th District

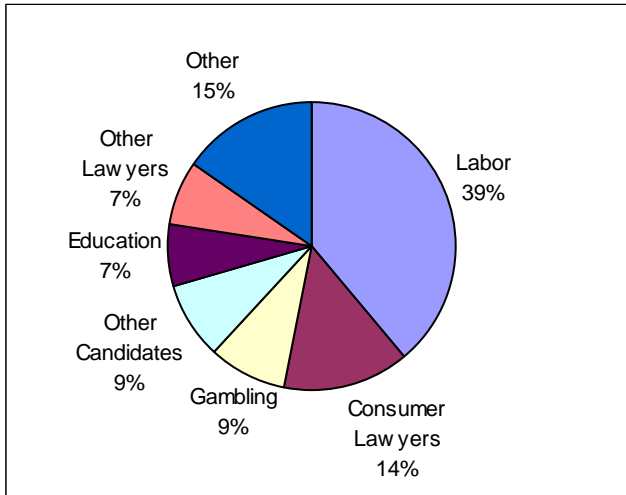
Jackson, Mason, Putnam Occupation: Union Official

Number of votes:	5,974 (37%)
Reported beginning balance:	\$0
Total contributions:	\$46,664
% raised during primary:	42%
Total expenditures:	\$45,271
Reported ending balance:	\$1,035
Raised per vote:	\$7.81
Spent per vote:	\$7.58

Opponent: Steve Barnett (R)

Votes:	4,386 (27%)
Total contributions:	\$13,970
Total expenditures:	\$10,820
Raised per vote:	\$3.19
Spent per vote:	\$2.47

Amount of total from contributions <\$100:	\$ 2,346 (5%)
Amount of total from contributions >\$500:	\$ 22,800 (49%)
Amount of total contributions identified:	\$ 42,598 (91%)



Special Interest Blocks

Tort reform	10%
Polluter	3%
Progressive	60%
Anti-sin tax	12%

Delegate Charles Trump IV (R)

51st District

Berkeley, Morgan

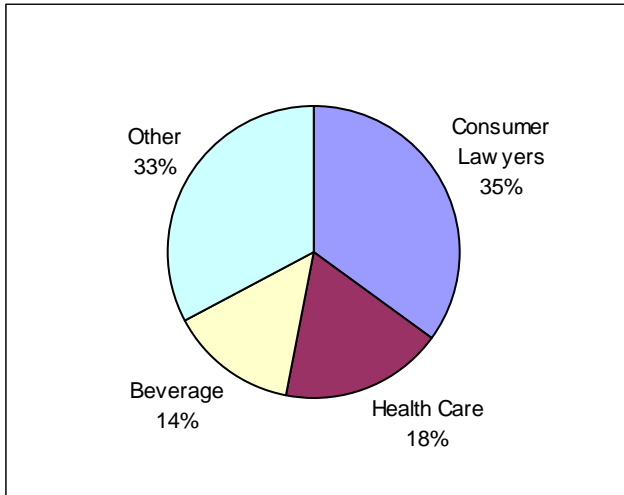
Occupation: Lawyer

Number of votes: 3,532 (100%)
Reported beginning balance: \$0
Total contributions: \$12,000
% raised during primary: 85%
Total expenditures: \$5,143
Reported ending balance: \$6,857

Raised per vote: \$3.40
Spent per vote: \$1.46

Opponent:
Unopposed in primary and general elections.

Amount of total from contributions <\$100: \$ 150 (1%)
Amount of total from contributions >\$500: \$ 1,000 (8%)
Amount of total contributions identified: \$ 3,573 (30%)



Special Interest Blocks

Tort reform 62%
Polluter 22%
Progressive 35%
Anti-sin tax 0%

Delegate Kenneth Tucker (D)

4th District

Marshall, Ohio

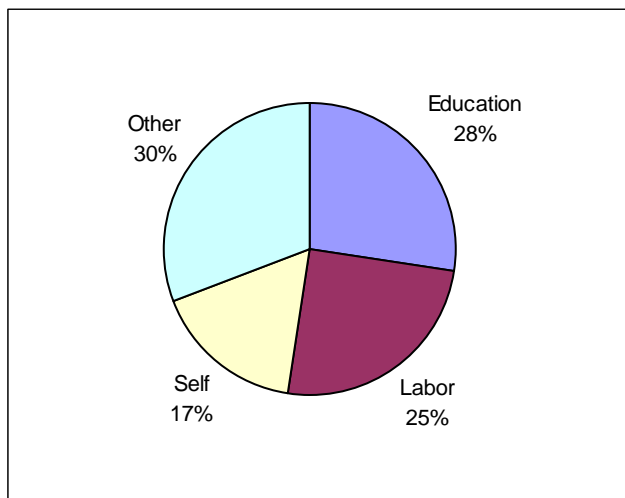
Occupation: Coal Miner

Number of votes: 4,322 (29%)
 Reported beginning balance: \$857
 Total contributions: \$9,773
 % raised during primary: 46%
 Total expenditures: \$9,450
 Reported ending balance: \$23

Raised per vote: \$2.26
 Spent per vote: \$2.19

Opponents:	
Alan Reid (R)	Mark Simms (R)
Votes: 2,045 (13%)	3,178 (21%)
Contributions: \$606	\$2,386
Expenditures: \$588	\$2,165
Raised/vote: \$0.30	\$0.75
Spent/vote: \$0.29	\$0.68

Amount of total from contributions <\$100: \$ 383 (4%)
 Amount of total from contributions >\$500: \$ 3,550 (36%)
 Amount of total contributions identified: \$ 8,586 (88%)



Special Interest Blocks

Tort reform	19%
Polluter	10%
Progressive	58%
Anti-sin tax	0%

Delegate Scott Varner (D)

4th District

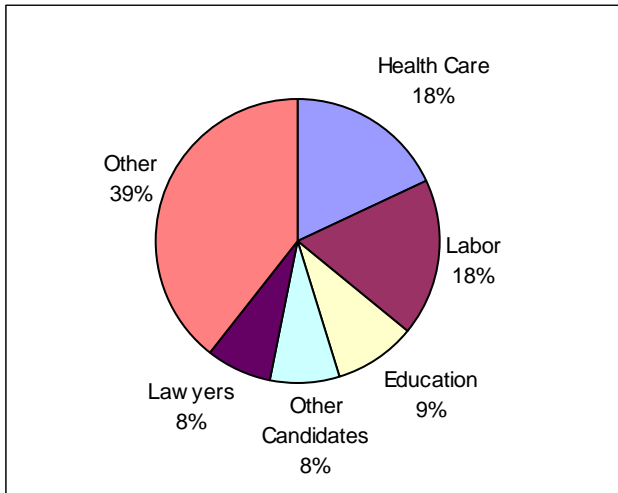
Majority Whip
Marshall, Ohio

Occupation: Teacher

Number of votes:	5,610 (37%)
Reported beginning balance:	\$717
Total contributions:	\$22,725
% raised during primary:	51%
Total expenditures:	\$19,524
Reported ending balance:	\$3,207
Raised per vote:	\$4.05
Spent per vote:	\$3.48

Opponents:	
Alan Reid (R)	Mark Simms (R)
Votes: 2,045 (13%)	3,178 (21%)
Contributions: \$606	\$2,386
Expenditures: \$588	\$2,165
Raised/vote: \$0.30	\$0.75
Spent/vote: \$0.29	\$0.68

Amount of total from contributions <\$100:	\$ 608 (3%)
Amount of total from contributions >\$500:	\$ 7,600 (33%)
Amount of total contributions identified:	\$ 21,568 (95%)



Special Interest Blocks

Tort reform	49%
Polluter	21%
Progressive	33%
Anti-sin tax	9%

Delegate Barbara Warner (D)

Chair, Roads and Transportation

41st District

Harrison

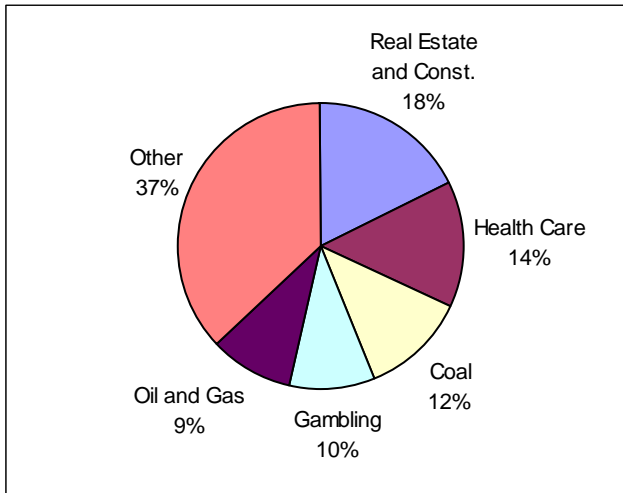
Occupation: Coal Business

Number of votes:	9,325 (19%)
Reported beginning balance:	\$1,424
Total contributions:	\$55,897
% raised during primary:	86%
Total expenditures:	\$51,212
Reported ending balance:	\$2,646
Raised per vote:	\$5.99
Spent per vote:	\$5.49

Opponent: Lynn McEldowney (R)

Votes:	8,621 (17%)
Total contributions:	\$20,712
Total expenditures:	\$19,985
Raised per vote:	\$2.40
Spent per vote:	\$2.32

Amount of total from contributions <\$100:	\$ 1,267 (2%)
Amount of total from contributions >\$500:	\$ 20,250 (36%)
Amount of total contributions identified:	\$ 46,928 (84%)



Special Interest Blocks

Tort reform	72%
Polluter	48%
Progressive	3%
Anti-sin tax	17%

Delegate Rusty Webb (R)

32nd District

Kanawha

Occupation: Lawyer

Number of votes: 7,893 (14%)
 Reported beginning balance: \$0
 Total contributions: \$15,896
 % raised during primary: 44%
 Total expenditures: \$14,777
 Reported ending balance: \$518

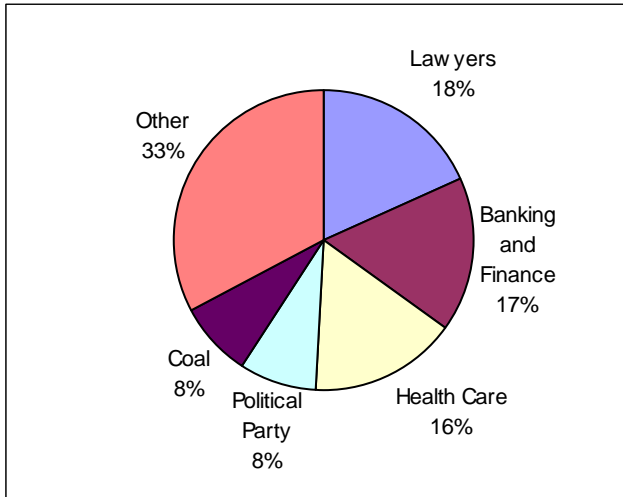
Opponent:

See Index

32nd District

Raised per vote: \$2.01
 Spent per vote: \$1.87

Amount of total from contributions <\$100: \$ 1,019 (6%)
 Amount of total from contributions >\$500: \$ 6,172 (39%)
 Amount of total contributions identified: \$ 12,319 (77%)



Special Interest Blocks

Tort reform	60%
Polluter	29%
Progressive	9%
Anti-sin tax	6%

Delegate Harry White (D)

19th District

Logan, Mingo

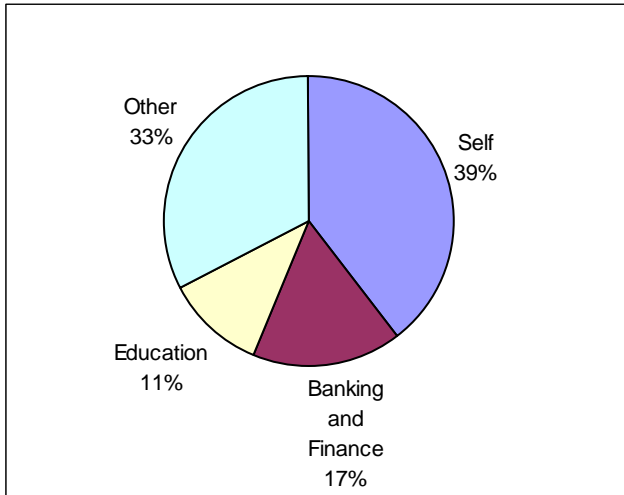
Occupation: Lawyer

Number of votes:	3,290 (50%)
Reported beginning balance:	\$0
Total contributions:	\$9,354
% raised during primary:	88%
Total expenditures:	\$9,354
Reported ending balance:	\$0
Raised per vote:	\$2.84
Spent per vote:	\$2.84

Opponent:

Unopposed in general election.

Amount of total from contributions <\$100:	\$ 0 (0%)
Amount of total from contributions >\$500:	\$ 3,000 (32%)
Amount of total contributions identified:	\$ 9,004 (96%)



Special Interest Blocks

Tort reform	22%
Polluter	11%
Progressive	22%
Anti-sin tax	1%

Delegate C. Randy White (D)

36th District

Nicholas, Webster

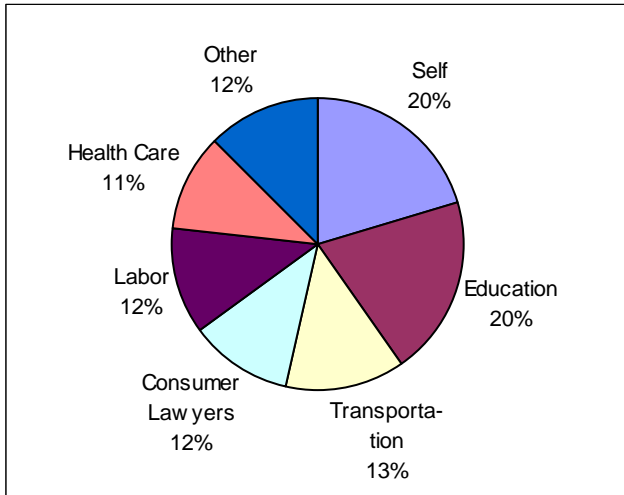
Occupation: Small Business

Number of votes:	2,604 (100%)
Reported beginning balance:	\$0
Total contributions:	\$7,321
% raised during primary:	89%
Total expenditures:	\$5,456
Reported ending balance:	\$1,840

Opponent:
Unopposed in general election.

Raised per vote:	\$2.81
Spent per vote:	\$2.10

Amount of total from contributions <\$100:	\$ 280 (4%)
Amount of total from contributions >\$500:	\$ 3,000 (41%)
Amount of total contributions identified:	\$ 6,450 (88%)



Special Interest Blocks

Tort reform	26%
Polluter	13%
Progressive	43%
Anti-sin tax	0%

Delegate Gil White (R)

3rd District

Ohio

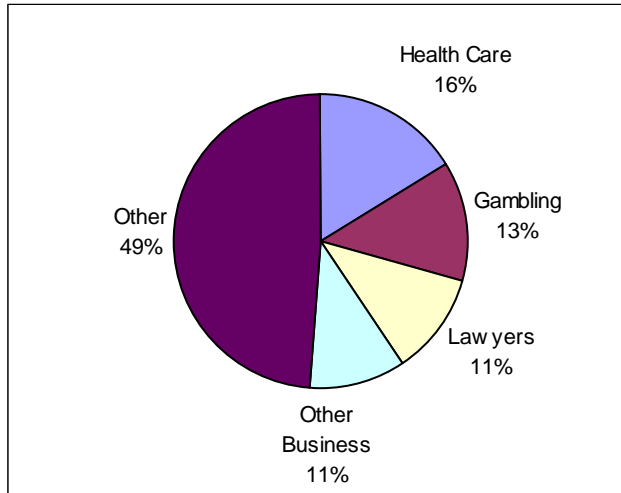
Occupation: Insurance Executive

Number of votes: 4,630 (30%)
 Reported beginning balance: \$0
 Total contributions: \$33,062
 % raised during primary: 12%
 Total expenditures: \$21,838
 Reported ending balance: \$10,009

Raised per vote: \$7.14
 Spent per vote: \$4.72

Opponents:	
S. Dajchak (D)	M. Sheehan (R)
Votes: 2,712 (18%)	3,133 (20%)
Contributions: \$145	\$7,875
Expenditures: \$145	\$6,115
Raised/vote: \$0.05	\$2.51
Spent/vote: \$0.05	\$1.95

Amount of total from contributions <\$100: \$ 3,545 (11%)
 Amount of total from contributions >\$500: \$ 7,500 (23%)
 Amount of total contributions identified: \$ 24,700 (75%)



Special Interest Blocks

Tort reform	62%
Polluter	18%
Progressive	1%
Anti-sin tax	21%

Delegate Larry Williams (D)

45th District

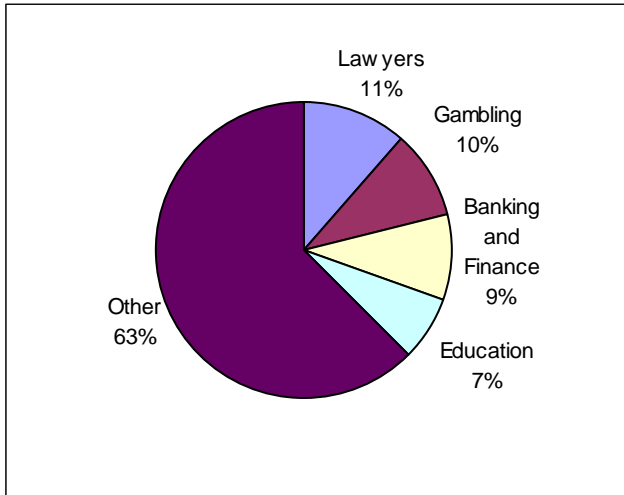
Preston

Occupation: Businessman

Number of votes:	3,024 (69%)
Reported beginning balance:	\$0
Total contributions:	\$15,243
% raised during primary:	43%
Total expenditures:	\$12,339
Reported ending balance:	\$2,455
Raised per vote:	\$5.04
Spent per vote:	\$4.08

Opponent: Steve Bevins (R)	
Votes:	1,367 (31%)
Total contributions:	\$5,175
Total expenditures:	\$3,777
Raised per vote:	\$3.79
Spent per vote:	\$2.76

Amount of total from contributions <\$100:	\$ 596 (4%)
Amount of total from contributions >\$500:	\$ 2,750 (18%)
Amount of total contributions identified:	\$ 14,419 (95%)



Special Interest Blocks

Tort reform	56%
Polluter	31%
Progressive	14%
Anti-sin tax	21%

Delegate Carroll Willis (D)

28th District

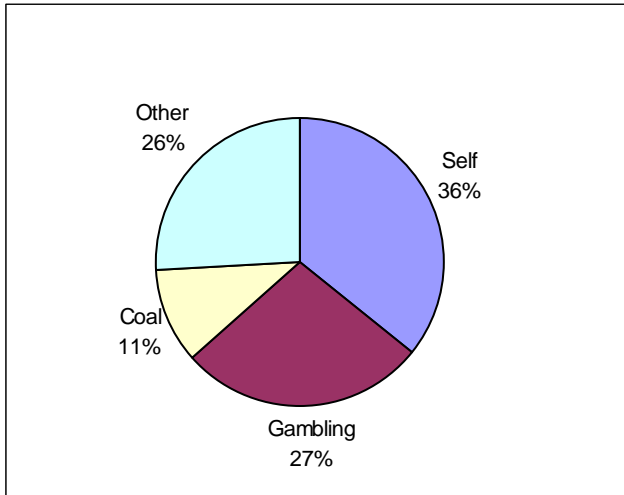
Greenbrier

Occupation: Businessman

Number of votes:	3,399 (31%)
Reported beginning balance:	\$0
Total contributions:	\$22,920
% raised during primary:	81%
Total expenditures:	\$12,053
Reported ending balance:	\$10,978
Raised per vote:	\$6.74
Spent per vote:	\$3.54

Opponent: Denny Ray Canterbury, Jr. (R)	
Votes:	2,780 (25%)
Total contributions:	\$4,980
Total expenditures:	\$4,692
Raised per vote:	\$1.79
Spent per vote:	\$1.69

Amount of total from contributions <\$100:	\$ 70 (<1%)
Amount of total from contributions >\$500:	\$ 8,500 (37%)
Amount of total contributions identified:	\$ 22,250 (97%)



Special Interest Blocks

Tort reform	24%
Polluter	15%
Progressive	5%
Anti-sin tax	33%

Delegate James Willison (R)

6th District

Doddridge, Tyler, Wetzel

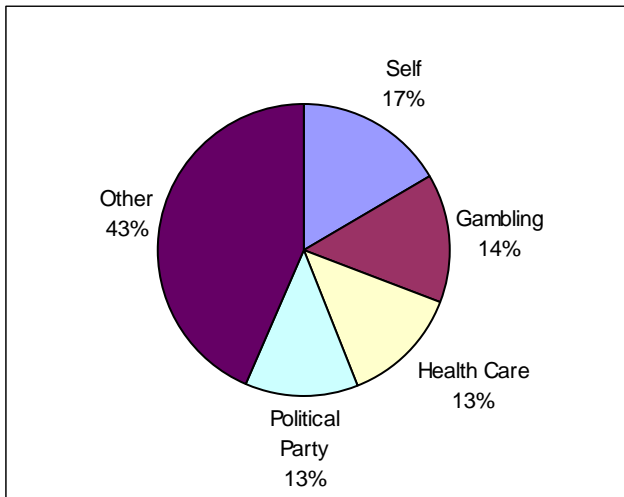
Occupation: Retired

Number of votes:	2,625 (63%)
Reported beginning balance:	\$0
Total contributions:	\$13,814
% raised during primary:	48%
Total expenditures:	\$10,882
Reported ending balance:	\$1,037
Raised per vote:	\$5.26
Spent per vote:	\$4.15

Opponent: Dave Nichols (D)

Votes:	1,514 (37%)
Contributions:	Not Reported
Expenditures:	Not Reported
Raised per vote:	Not Reported
Spent per vote:	Not Reported

Amount of total from contributions <\$100:	\$ 75 (<1%)
Amount of total from contributions >\$500:	\$ 2,500 (18%)
Amount of total contributions identified:	\$ 13,545 (98%)



Special Interest Blocks

Tort reform	45%
Polluter	20%
Progressive	6%
Anti-sin tax	18%

Delegate Mark Wills (D)

25th District

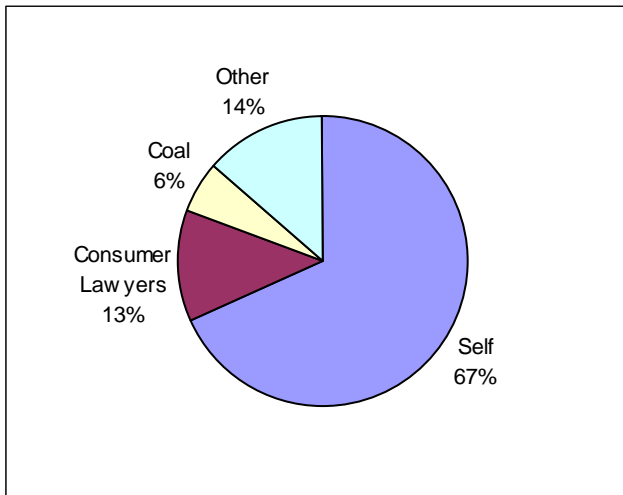
Mercer

Occupation: Lawyer

Number of votes:	4,320 (40%)
Reported beginning balance:	\$0
Total contributions:	\$17,885
% raised during primary:	62%
Total expenditures:	\$17,197
Reported ending balance:	\$688
Raised per vote:	\$4.14
Spent per vote:	\$3.98

Opponent: Benjean Rapp (R)	
Votes:	2,389 (22%)
Total contributions:	\$1,354
Total expenditures:	\$1,325
Raised per vote:	\$0.57
Spent per vote:	\$0.55

Amount of total from contributions <\$100:	\$ 75 (<1%)
Amount of total from contributions >\$500:	\$ 4,000 (22%)
Amount of total contributions identified:	\$ 17,460 (98%)



Special Interest Blocks

Tort reform	9%
Polluter	8%
Progressive	17%
Anti-sin tax	0%

Delegate Lacy Wright (D)

22nd District

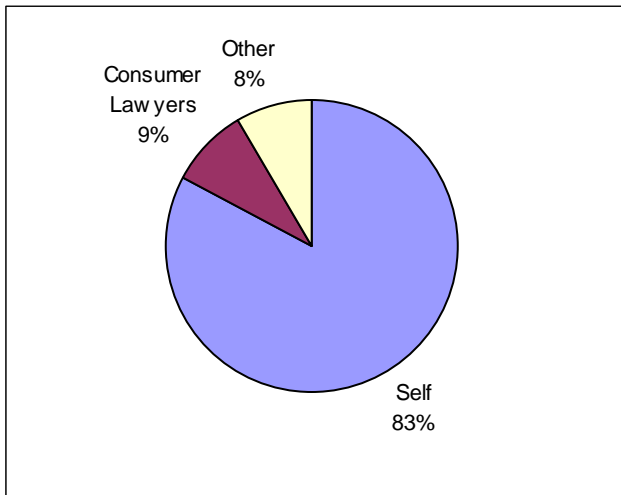
McDowell

Occupation: Lawyer

Number of votes:	4,172 (48%)
Reported beginning balance:	\$0
Total contributions:	\$16,875
% raised during primary:	57%
Total expenditures:	\$16,875
Reported ending balance:	\$0
Raised per vote:	\$4.04
Spent per vote:	\$4.04

Opponent: Richard Church (L)	
Votes:	536 (7%)
Total contributions:	\$75
Total expenditures:	\$75
Raised per vote:	\$0.14
Spent per vote:	\$0.14

Amount of total from contributions <\$100:	\$ 75 (<1%)
Amount of total from contributions >\$500:	\$ 2,000 (12%)
Amount of total contributions identified:	\$ 16,800 (99.5%)



Special Interest Blocks

Tort reform	1%
Polluter	1%
Progressive	11%
Anti-sin tax	2%

Delegate Emily Yeager (D)

Chair, Natural Resources

22nd District

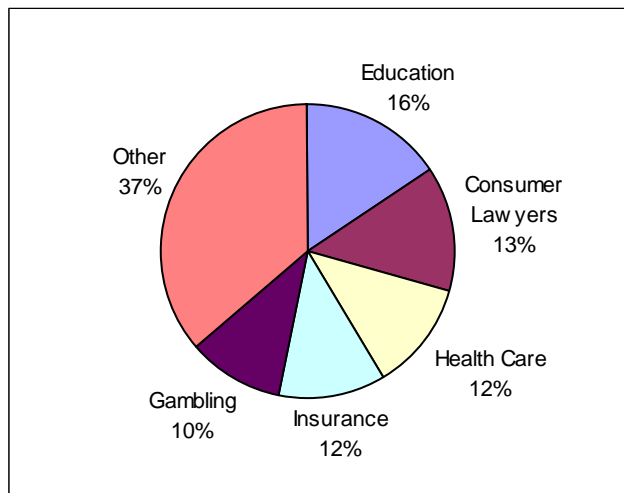
McDowell

Occupation: Retired

Number of votes:	3,993 (46%)
Reported beginning balance:	\$2,409
Total contributions:	\$8,759
% raised during primary:	82%
Total expenditures:	\$5,109
Reported ending balance:	\$3,657
Raised per vote:	\$2.19
Spent per vote:	\$1.28

Opponent: Richard Church (L)	
Votes:	536 (7%)
Total contributions:	\$75
Total expenditures:	\$75
Raised per vote:	\$0.14
Spent per vote:	\$0.14

Amount of total from contributions <\$100:	\$ 150 (2%)
Amount of total from contributions >\$500:	\$ 1,500 (17%)
Amount of total contributions identified:	\$ 6,300 (72%)



Special Interest Blocks

Tort reform	38%
Polluter	13%
Progressive	36%
Anti-sin tax	10%

INDEX FOR MULTIPLE SEAT DISTRICTS

10th District Wood County

	Party	Votes	%	Total Contributions	Total Expenditures	Cost/Vote
J.D. Beane*	D	8,290	22%	\$34,126	\$19,987	2.41
Tom Azinger*	R	7,531	20%	8,488	6,432	.85
Rick Modesitt*	R	6,823	18%	20,749	20,749	3.04
Sam Henry	D	5,202	14%	10,185	9,676	1.86
Guy Lowther	D	4,748	12%	8,210	8,141	1.71
Orlando Campbell	R	4,370	11%	4,648	3,249	.74
Art Kelley	L	1,047	3%	75	75	.07

30th District Kanawha County

	Party	Votes	%	Total Contributions	Total Expenditures	Cost/Vote
Jon Amores*	D	17,944	12%	\$25,974	\$25,328	1.41
Larry Rowe*	D	16,166	11%	39,001	27,954	1.73
Shelley Moore Capito*	R	14,198	9%	43,489	35,418	2.49
Peggy Miller*	R	14,137	9%	10,607	7,622	.54
Joe Smith*	D	13,663	9%	30,856	19,029	1.39
Sharon Spencer*	D	13,625	9%	31,055	23,392	1.72
Bobbie Hatfield*	D	13,538	9%	23,365	22,458	1.66
Rudy Seacrist	D	12,154	8%	32,304	21,420	1.76
Dan Greear	R	11,229	7%	18,069	16,502	1.47
Pam Nixon	D	10,768	7%	11,606	11,606	1.08
Brent Wolfingbarger	R	10,707	7%	18,056	16,201	1.51
James Elpin	R	7,606	5%	2,245	2,245	.30
John Welbourn	L	1,817	1%	75	75	.04

* Elected

INDEX FOR MULTIPLE SEAT DISTRICTS

32nd District Kanawha County

	Party	Votes	%	Total Contributions	Total Expenditures	Cost/Vote
Steve Harrison*	R	8,828	16%	\$9,920	\$8,026	.91
Rusty Webb*	R	7,893	14%	15,896	14,777	1.87
Tim Armstead*	R	7,296	13%	13,246	10,837	1.49
Art Ashley*	D	7,237	13%	21,066	19,617	2.71
John Caudill	R	6,274	11%	3,735	3,735	.60
Denise Tucker	D	5,636	10%	20,268	19,154	3.40
Debra Whanger	D	5,497	10%	13,175	12,364	2.25
Eddie Bassitt	D	5,495	10%	3,495	1,272	.23
Greg Henshall	L	850	2%	489	489	.58

44th District Monongalia County

	Party	Votes	%	Total Contributions	Total Expenditures	Cost/Vote
Charlene Marshall*	D	8,991	17%	17,153	9,886	1.10
Nancy Houston*	D	7,875	15%	18,669	18,649	2.37
Sheirl Fletcher*	R	7,863	15%	64,051	61,126	7.77
Barbara Fleischauer*	D	7,697	15%	42,327	48,338	6.28
Gene Claypole	D	7,614	15%	18,403	16,241	2.13
Cindy Frich	R	6,475	13%	15,916	14,898	2.30
Danny Parrish	R	3,252	7%	1,254	1,254	.39
Bob Jones	L	2,004	4%	75	75	.04

* Elected